



Product Specification Sheet

Pharmacy Safe with ESL20XL or Key Lock



Small Pharmacy Safe with Medeco® High Security Key Lock or ESL20XL Electronic Lock.



Security, storage and administration of narcotic medications within a pharmacy, hospital or health care facility continues to be a key concern for both administrators and staff. Dealing with the potential threat of robbery, burglary and internal theft have become a daily concern. Drugs with a street value of \$100 per pill have accelerated narcotic related crimes to an all time high.

AMSEC's complete line of Narcotic safes offer a great solution for keeping your high-value, high-target medications and facility safe from the devastating occurrence of a robbery, burglary or internal theft.

Choose from several models that are ideal for small to larger sized pharmacies, hospitals or health care facilities.

The AMSEC PSE/PSK Pharmacy Safes - Controlled Access for Controlled Substances.

Safe Features:

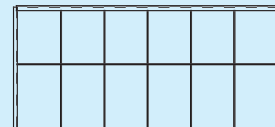
- Safes range from a tall 77" H x 36 1/4" W x 12", 18" or 24" D and a smaller 38 1/2" H x 36 1/4" W x 12", 18" or 24" D design to fit under the counter or stacked and bolted together to create a 4 door taller unit.
- Two outer doors are secured by the ESL20XL Electronic Lock or high security Medeco® keylock. Made of high strength steel with four to six heavy duty hinges and a two-way locking system.
- Each safe comes with 5 adjustable shelves (2 in smaller safes).
- Optional drawers available to securely store back stock of (CII) controlled drugs. Each drawer is equipped with 12 adjustable compartments, heavy-duty ball bearing suspension glides and is secured by the ESL20XL electronic lock or Medeco® high-security key lock.
- Each safe is provided with 4 anchor holes and hardware to secure it to the floor.
- Approx. weight: 610 Lbs tall and 320 Lbs. small.



Optional Drawers



Optional 12-compartment drawers are available to securely store the back stock of (CII) controlled drugs. Available in 18" or 24" depth models.



Drawer Compartment Configuration

American Security Products Co.

11925 Pacific Ave., Fontana CA 92337

951-685-9680 • 800-421-6142 • www.amsecusa.com



Pharmacy Safe

ESL20XL Electronic Lock



ESL20XL Electronic Lock

AMSEC has been a pioneer in the electronic lock market. The ESLXL SERIES locks offer unrivaled value in electronic safe access. The ESL10XL and ESL20XL locks have the best blend of features and function in Electronic Safe Locks. The ESLXL SERIES offer an attractive metal die-cast keypad housing with an alpha-numeric slanted keypad. The ESL10XL is a basic keypad lock for home and office applications. The ESL20XL offers advanced features necessary for commercial applications.

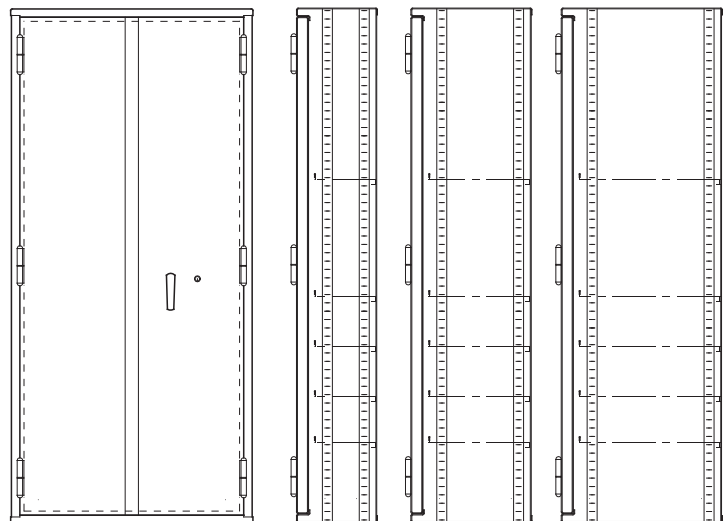
ESL20XL Features

- Replaces most mechanical combination locks. Easy installation and operation.
- Factory Reset Combination for solving lost combinations without requiring expensive service calls.
- Electronics are encapsulated within the lock and are sealed to prevent possible moisture related failures.
- Cable fits through a 1/2" spindle hole without cutting and re-crimping connector.
- Audible beep and flash from every keystroke gives maximum feedback to the user.
- 15 minute Penalty Lockout after four incorrect entries protects against manipulation attempts.
- New patented dead-latched lock design with an internal relock device for maximum security.
- Lock "auto-locks" when boltwork is thrown to prevent safes from being left in a day lock position.
- Slam Bolt version for locker applications.
- Optional internal battery pack extends operation between battery changes.
- Time Delay Mode: Delays can be set from 1 to 99 minutes.
- Multiple User Mode: When enabled, one Master code and eight user codes are available with full supervisory control and code management.
- Dual Control Mode: The lock can be programmed to require two combinations to open for added security.
- Armored Car Override: When enabled, allows an armored car service to bypass Time Delay.
- External A/C Power: Provides power for unlimited use with battery power as backup.
- Control Port: Turn the ESL20XL on/off with an Alarm System, optional Control Switch or other device.



Tall Pharmacy Safe with ESL20XL or Key Lock

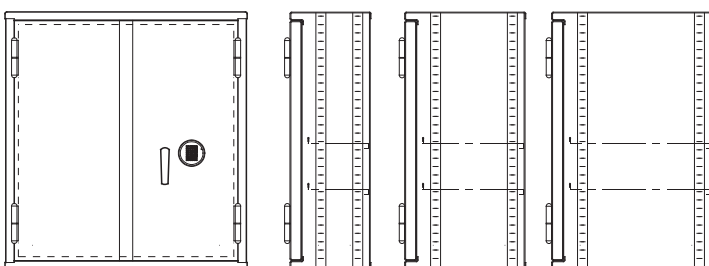
77" H x 36.25" W 12" D 18" D 24" D



Weight: 517 lbs 565 lbs 613 lbs

Small Pharmacy Safe with ESL20XL or Key Lock

38.50" H x 36.25" W 12" D 18" D 24" D



Weight: 250 lbs 286 lbs 324 lbs