


# Putt 18



## OFFICE GOLF - USER GUIDE



## 1. OFFICE GOLF - INDEX

1. OFFICE GOLF - INDEX	1
2. WHAT IS PUTT18?	2
3. WHAT IS OFFICE GOLF?	2
4. WHAT'S INCLUDED	2
5. SETTING UP PUTT18	2
6. BEFORE COMMENCING	2
7. THE PUTT18 RANGE	3
8. COMPANY INFORMATION	3
9. PUTT18 OFFICIAL RULES	4-5
10. OFFICE TEAM BUILDING PUTTING COMPETITION	6
11. PUTT18 SCORECARDS	7-8
12. OFFICE SUMMARY SHEET	9-10
13. PUTTING STANCE	11
14. DIFFERENT PUTTING GRIPS	12
15. PUTTER SELECTION GUIDE	13
16. DRIVE FOR SHOW PUTT FOR DOUGH OFFICE CHALLENGE	14-16



## 2. WHAT IS PUTT18?

**Putt18** is an interactive Golf Putting Game designed and created in Australia. The game consists of a registered patented design Putting Mat, Game Rules and Scorecards. The Mats have a series of simulated holes and starting points with every putt starting from different starting points. Essentially, we are creating an indoor golfing environment in the office.

Putt18 scores like a round of golf. No two games are the same. You'll be putting for an eagle on every hole. The mat is extremely versatile in that you can play strokeplay or matchplay, singles, pairs or even in teams. Just like playing golf. **Putt18** even has a match index rating so you can play with up to maximum handicap of 18.

## 3. WHAT IS OFFICE GOLF?

Office Golf is played on a Putt18 Putting Mat and is a fun and easy way to socially engage in the workplace. Office Golf is a great teambuilding activity. You will be able to cater to small or large numbers of people. You can tailor the games to suit teams or individuals. You can play 9 or 18 holes depending on the time available and the number of people you have in your office. Office Golf has water hazards, sand traps and birdies, eagles and pars. The unique feature is that Office Golf scores like a round of golf, it's quick and easy to play, fun, and inclusive. Scores can be kept on scorecards and even recorded onto a spreadsheet as a permanent record.

## 4. WHAT'S INCLUDED

1. Putting Mat/s – High quality rollout and rollaway putting mat/s
2. Putters – Soft head putter/s
3. Golf Balls - Soft or Hard can be used
4. Score Cards – We have included a number of score cards to keep score. Unlimited downloads available at [www.putt18.com.au](http://www.putt18.com.au)
5. Office Golf User Guide– The Office User Guide includes information regarding **Putt18**

## 5. SETTING UP PUTT18


1. Select an area that is appropriate in size. This will depend on the kit you have purchased.
2. Remove the Putting Mats from the bag.
3. Remove the Putters.
4. Unroll the matting so the + 3 Water End is facing away from you and ideally against a wall.
5. Position the “Rogers” Roll Back Bar underneath the end of the mat to allow the balls to roll backward onto the mat.
6. The golf balls are located within the black pouch. Remove the golf balls and place them onto the matting at the starting end. The starting end has 6 rectangle areas or starting points.

## 6. BEFORE COMMENCING

1. Please read the Risk Management Plan. Refer [www.putt18.com.au](http://www.putt18.com.au)
2. Select the game you will be playing.
3. Use the supplied score cards, or print from the full range of scorecards online at [www.putt18.com.au](http://www.putt18.com.au)

## 7. THE PUTT18 RANGE

Product List	Putt18 Mat 3m x 1m	Club Pro Mat 4m x 1m	Animal Version 3m x 1m	Rules & Gameplays	Wild Cards	Scorecards	Putters	Golf Balls	Roll Back Bar	Carry Bag
Putt18 Home	✓	✓		✓	✓	✓				✓
School Kits	✓		✓	✓		✓	✓	✓		✓
Putt18 Office	✓			✓	✓	✓	✓	✓	✓	✓
Putt18 Club Pro		✓		✓		✓				✓
Team Building	✓			✓		✓	✓	✓		✓



## 8. COMPANY INFORMATION

Company Name: Putting Professional Pty Ltd  
 ACN: 47 110 417 902  
 Incorporated: August 2004  
 Located: Long Jetty, NSW 2261  
 Managing Director: Glenn Palmer  
 Mobile: 0429 100 106  
 Email: [glenn@putt18.com.au](mailto:glenn@putt18.com.au)  
 Website: [www.putt18.com.au](http://www.putt18.com.au)

## 9. PUTT18 OFFICIAL RULES

**PUTT18 RULES:** **Putt18** is a fun and easy to play interactive putting game. Unlike the retail version of the product, when you play Office Golf with more than 4 players, you won't use the wild cards.

**RULES OFFICIAL:** Appoint a **Rules Official**. This person must be unbiased and be able to fulfil their obligation throughout the entire event. The Rules Official must be fair, realistic and honest when scoring, making decisions regarding players conduct and overseeing a playoff. **The Rules Officials decision is final.**

**THE EVENT:** Individual Stroke Play is the most common event that is played in Office Golf, In Clubs Schools and at Home. Decide if the event is to be 9 or 18 holes, singles pairs or teams of 4. You may wish to use a **Putt18** Leader Board to display scores, however in the event you do not have the **Putt18** Leader Board just use the scorecards provided to keep the scores on the **Putt18** scoring sheets.

**STROKEPLAY:** Each player or team has 9 putts for a 9-hole event or 18 putts for an 18-hole event. You only get one putt at each hole. The lowest total score at the end wins. Your score is determined by where the ball finishes.

**MATCHPLAY:** Each player or team has 9 putts for a 9-hole event or 18 putts for an 18-hole event. Simply select your opponent or opposing player/teams. Lowest score always putts first. Match play is played hole by hole. In Matchplay player one putts one ball and then player two putts one ball.

Player 1 putts and then removes their ball allowing their opponent to putt to the same hole. The player with the lowest score wins the hole. That player is then one up. Holes are halved by both players when they have the same score. To win in Match Play the player wins when He or She has won more holes up than their opponent has left to play.

**STARTING POINTS:** The starting points are defined by 6 rectangular starting blocks. To start place a ball at the 1-3 hole block and commence putting. You will putt 3 balls from this spot. Your first putt will be to the hole Par 4, your next putt will be to the Par 5 and the next will be to the Par 3.

**SEQUENCE:** In Stroke Play ideally two players or teams should be playing at the same time. Player or team one putts three balls then player or team two putts three balls. Move to the next block 4-6 and so on. A player or team's ball must be placed within the starting blocks before they putt.

Should a player or team place their ball in front of or outside the rectangular starting blocks and putt, then the putt must be replayed, and the player or team shall incur a One Shot Penalty or Loss of Hole in Match Play. The hole order of play is always the same when playing stroke play or matchplay and always moves in a clockwise direction. **The order of play is listed on the score card. Par 4, Par 5 then Par 3.** No Two Putts Are Ever the Same.

## PUTT18 OFFICIAL RULES (CONT)

**SCORING:** Balls coming to rest within the following areas score the following points:

- **Blue** circle you have scored a **Par**
- **Red** circle you have scored a Birdie or **-1**
- **White** circle you have scored an Eagle or **-2**
- Anywhere on the **Green** matting you have scored a Bogey or **+1**
- In a **Bunker** you have scored a Double Bogey or **+2**
- In a **Water Hazard** you have scored a Triple Bogey or **+3**
- Putting off the matting surface will score a Triple Bogey or **+3**

**PLEASE NOTE:** If a player or team putting on any hole manages to bring the ball to rest in either of the two holes not in play, then that shot shall be deemed as a **Bogey** or **+1** for that hole.

**SUDDEN DEATH PLAYOFFS:** All ties are decided by a 3-hole playoff. All 3-hole playoffs are decided the following way. Should there be a tie between two players or two teams a toss of a coin will decide who plays first. The toss winner putts first. Three holes must be played in the following order. Hole 1 then hole 2 then hole 3. The lowest combined score over the three holes wins. Should the scores still be tied **Sudden Death Playoff** will decide the winner. The players return to the first hole and play hole by hole until a winner is determined. The Player or Team that lost the initial toss will now putt first and their opponent will follow starting from the first hole and continuing in scorecard hole sequence. Example: Holes 1,2,3 etc. The player or team that putts a lower score on the hole being played will be determined the winner.

**During a 2 person** team 3-hole playoff, one person is nominated to represent the team. Should the scores be tied after a 3 hole play off, the 2<sup>nd</sup> player plays hole by hole until a winner is determined. The first to putt being the player or team that lost initial toss. **See Above.**

**During a 3 person** team 3-hole playoff each player plays one hole each and if there is still a tie, the team then chooses one player to will represent them in a Sudden Death Playoff. Again the team that lost the initial toss will putt first. **See Above.**

**During a 4 person** 3-hole playoff, three people are nominated to represent the team only. Each player plays a hole each. Should there be a tie then the remaining player must represent the team in a Sudden Death Playoff. Again the team that lost the initial toss will putt first. **There are No handicaps and No Wild Cards used in a 3-Hole or Sudden Death Playoff.**

**THE ROGERS ROLLBACK BAR:** The Rogers Roll Back Bar is available upon request. The Rogers Roll - Back Bar is placed at the end of the matting to create a ramp. If a putt is hit slightly harder than required the ball should roll back onto the putting mat surface. Ensure the Rogers Rollback Bar is placed under the Mat.

**PENALTIES:** Interfering with the putting surface while a player or team is putting will result in a One Shot Penalty or Loss of Hole in Match Play or even disqualification if interference is repeated after a number of warnings. If a player is not available when it is their turn to putt, they may be disqualified.

**LINE BALL:** If the ball comes to rest and it is determined by the Host that the ball is on the line, then the player or team has the option to take the higher value or replay the putt.

## 10. OUTLINE OF OFFICE TEAM BUILDING PUTTING COMPETITION

### TEAMBUILDING:

- Arrange staff into teams of 4 players.
- Name your team
- Decide on a captain for each team - Captain decides the order of their team.
- Each player's individual score is kept and totalled.
- The lowest two individual player scores play in a 9 or 18 hole playoff.
- The winner of this is deemed to be the Best Putter in the Office and has bragging rights (until the next comp).
- Team scores are also kept.
- The team with the lowest average score wins the best team award. (Divide the total score by the number of players)
- A special prize is given to a player that scores the most eagles or the most -2's.
- The Player that scores the most birdies or the most -1 can be acknowledged with a prize as well.

### STARTING:

- Single Player on each mat - Putts 9 holes to complete their 9 holes.
- Two Players on each mat - Each Player putts 3 balls until they complete play 9 holes
- Four Player Team on each mat- Each Player putts 3 balls until they complete play 9 holes

### SCORING:

Refer to the Putt18 Rules

### SCORECARD:

An Office Scorecard and summary sheet can be found on the downloads page.





## 11. PUTT18 SCORECARDS



Player Name		
Team Name		
HOLE	PAR	SCORE
1	4	
2	5	
3	3	
4	4	
5	5	
6	3	
7	4	
8	5	
9	3	
	36	
www.putt18.com.au		
<small>Copyright Putting Professional Pty Ltd 2014 - 2020</small>		

Player Name		
Team Name		
HOLE	PAR	SCORE
1	4	
2	5	
3	3	
4	4	
5	5	
6	3	
7	4	
8	5	
9	3	
	36	
www.putt18.com.au		
<small>Copyright Putting Professional Pty Ltd 2014 - 2020</small>		

Player Name		
Team Name		
HOLE	PAR	SCORE
1	4	
2	5	
3	3	
4	4	
5	5	
6	3	
7	4	
8	5	
9	3	
	36	
www.putt18.com.au		
<small>Copyright Putting Professional Pty Ltd 2014 - 2020</small>		

Player Name		
Team Name		
HOLE	PAR	SCORE
1	4	
2	5	
3	3	
4	4	
5	5	
6	3	
7	4	
8	5	
9	3	
	36	
www.putt18.com.au		
<small>Copyright Putting Professional Pty Ltd 2014 - 2020</small>		

<b>TEAM NAME</b> 		<b>DATE:</b>			
<b>PLAYER NAMES</b> 					
<b>HOLE</b>	<b>PAR</b>	<b>Player 1</b>	<b>Player 2</b>	<b>Player 3</b>	<b>Player 4</b>
1	4				
2	5				
3	3				
4	4				
5	5				
6	3				
7	4				
8	5				
9	3				
	36				
<b>PLAYER SIGN</b>			<b>MARKER SIGN</b>		

<b>TEAM NAME</b> 		<b>DATE:</b>			
<b>PLAYER NAMES</b> 					
<b>HOLE</b>	<b>PAR</b>	<b>Player 1</b>	<b>Player 2</b>	<b>Player 3</b>	<b>Player 4</b>
1	4				
2	5				
3	3				
4	4				
5	5				
6	3				
7	4				
8	5				
9	3				
	36				
<b>PLAYER SIGN</b>			<b>MARKER SIGN</b>		



**OFFICE SUMMARY SHEET - Con't**

Team Name	Score	Birdies	Eagles	Team Name	Score	Birdies	Eagles

Team Name	Score	Birdies	Eagles	Team Name	Score	Birdies	Eagles

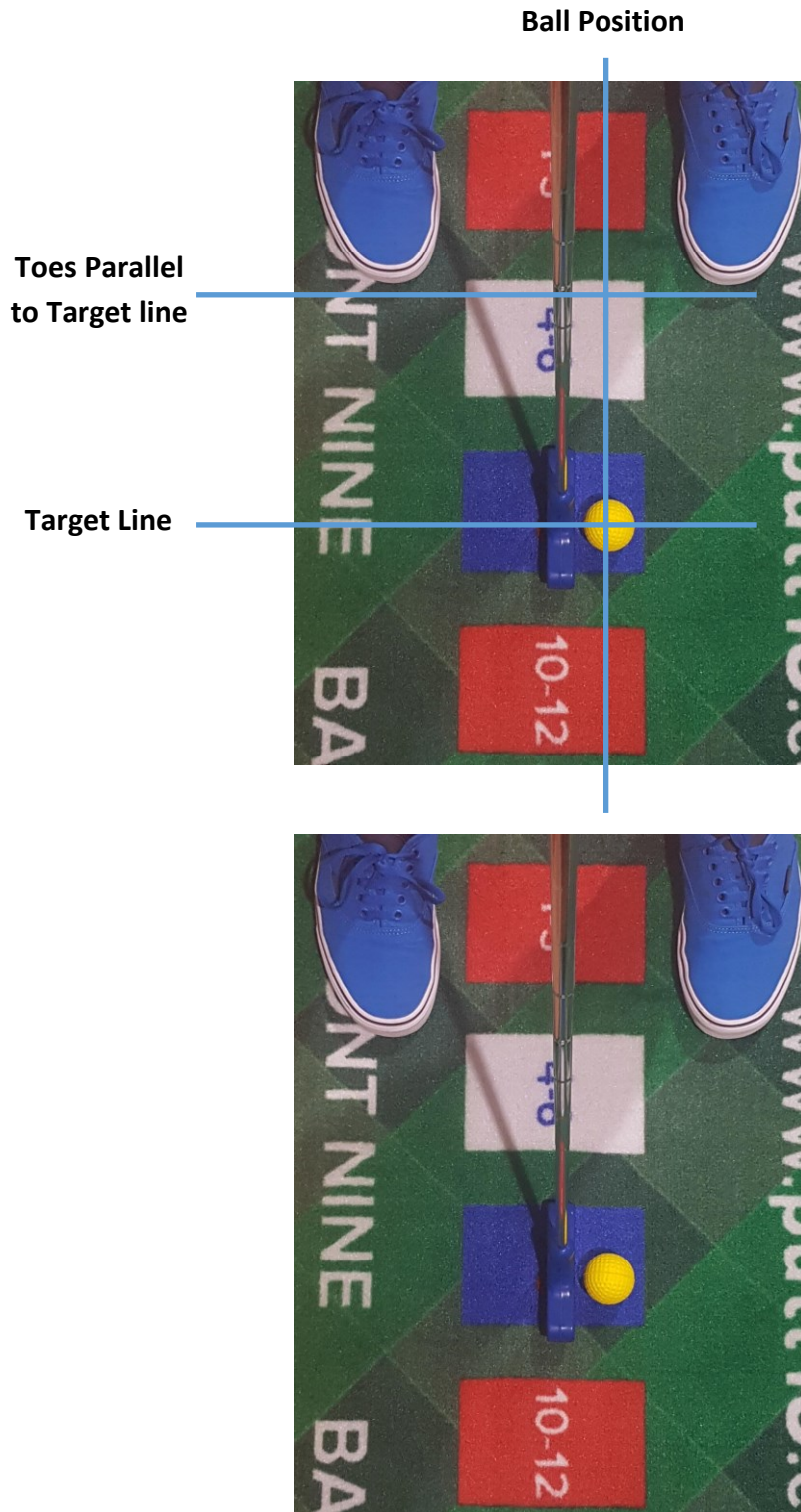
Copyright Putting Professional Pty Ltd 2014 - 2020

Copyright Putting Professional Pty Ltd 2014 - 2020

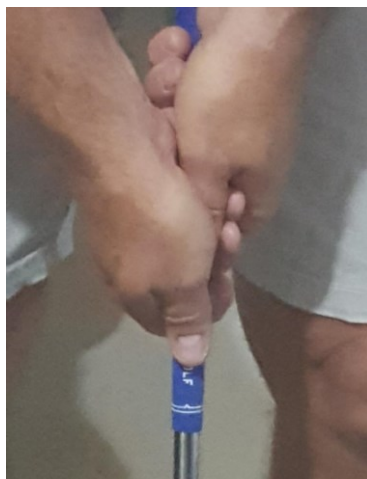
## 13. PUTTING STANCE

### Basic Putting Stance:

Generally your feet should be positioned parallel to the target line. The Ball position should be slightly forward of the centre of your stance.



## 14. DIFFERENT PUTTER GRIPS



**Standard Grip**



**Standard Grip - Extended Finger**



**10 Finger (Baseball Grip)**



**The Claw**



**Cross Handed**



**Cross Handed – Extended Finger**

### **Different Putter Grips:**

When it comes to putter grips there really is no right or wrong way. The goal is to find a grip that you feel comfortable with that will help keep the Putter Face square to the target during impact. Becoming a good putter is having an awareness of how hard you need to hit the ball before you actually hit the ball. This becomes easier with practice. The key to making the ball travel a certain distance is, understanding the relationship between your putter stroke length and the putter stroke speed or tempo.

Grip pressure is also important. The grip pressure is one key in providing great feedback. Experiment with grip pressure to find what works best for you. Soft hands are generally better than strong.

Putt18 Putter Selection Guide

HEIGHT - CM	PUTTER LENGTH - CM	RED PUTTER	RED PUTTER	GREEN PUTTER	GREEN PUTTER	BLACK PUTTER	BLACK PUTTER	BLUE PUTTER	BLUE PUTTER
91	52.07								
93.98	54.61								
96.52	54.61								
99.06	55.88								
101.6	55.88								
104.14	58.42								
106.68	59.69								
109.22	59.69								
111.76	62.23	111.76	62.23						
114.3	62.23	114.3	62.23						
116.84	64.77	116.84	64.77						
119.38	64.77	119.38	64.77						
121.92	68.58	121.92	68.58						
124.46	68.58	124.46	68.58	124.46	68.58				
127	71.12	127	71.12	127	71.12				
129.54	71.12	129.54	71.12	129.54	71.12				
132.08	71.12	132.08	71.12	132.08	71.12				
134.62	73.66			134.62	73.66	134.62	73.66		
137.16	73.66			137.16	73.66	137.16	73.66		
139.7	76.2			139.7	76.2	139.7	76.2		
142.24	78.74					142.24	78.74	142.24	78.74
144.78	78.74					144.78	78.74	144.78	78.74
147.32	78.74					147.32	78.74	147.32	78.74
149.86	78.74					149.86	78.74	149.86	78.74
152.4	81.28					152.4	81.28	152.4	81.28
154.94	83.82							154.94	83.82
157.48	83.82							157.48	83.82
160.02	86.36							160.02	86.36
162.56	86.36							162.56	86.36




## “DRIVE FOR SHOW PUTT FOR DOUGH” OFFICE PUTTING CHALLENGE

### What is a “Drive for Show Putt for Dough” Office Challenge?

The “Drive for Show Putt for Dough” Office Challenge is a Putting Competition designed to build team spirit in an office environment. A great way to have some fun, socially engage and bring out that competitive team spirit within your office.



Whether you’re a first time putter or elite golfer, we’ve created a great Team Office Event that's fun and exciting. Our Office Putting challenges engage the entire office and can bring your team together.







## DRIVE FOR SHOW PUTT FOR DOUGH OFFICE CHALLENGE - Con't

We cater to Small, Medium or Large Office Environments. We only need a small area to run our office putting challenges. Minimum area required is 3m x 1m.

- Do you work with people that have a competitive nature?
- Do you have an interactive office environment?
- Can you make putts in pressure situations?
- How will you fair when your team needs you?
- How will you keep your focus when the pressure is on you?

It's pretty simple - We run the event, arrange the prizes and you have a great experience.



Every Office environment is unique and we can tailor a Putting Challenge to suit your individual needs. Call or email for a quote:

Email: [glenn@putt18.com.au](mailto:glenn@putt18.com.au) | Mobile: 0429 100 106 | [www.putt18.com.au](http://www.putt18.com.au)

## DRIVE FOR SHOW PUTT FOR DOUGH OFFICE CHALLENGE - Con't

Office Size: We can run a Putting Challenge for as little as 6 people.

Example: 24 people - Up to 4 people in each team.

Typical Event Timings: 2 Hour Event.

Cost: POA

2.00pm	Arrive and setup
2.30pm	Team 1 -
2.45pm	Team 2 -
3.00pm	Team 3 -
3.15pm	Team 4 -
3.30pm	Team 5 -
3.45pm	Team 6 -
4.00pm	Best 2 player's playoff in Final

### Putt18 Office Golf Prizes:

The two lowest scores play in the final against each other for the **"Putt18 Office Golf - "BEST PUTTER"** award.

- Best Putter Award – Awarded to the winner of the final 2 playoff
- Runner Up – Second place winner
- Best Team – Lowest average score or team with the most birdies if there is a tie
- Most Birdies – Individual Player with the most birdies
- Encouragement Award – Greatest improvement yet to be seen, but it will be so great when it happens.



