




Sticker/Vinyl Removal Instructions

Please read these instructions carefully before you attempt to remove your stickers

-  It is recommended that the surface of the sticker is heated slightly to soften the adhesive and so reduce its tension to the bodywork. This can be achieved by using a heat gun on a low setting, a domestic hairdrier on full heat or even by pouring very hot water over the surface of the sticker.
-  Carefully lift one corner of the sticker and gently pull away from the surface. If the sticker is warm enough it should come away in one piece without leaving any adhesive behind.
-  If there are any traces of adhesive left on the vehicle, these can normally be removed by using isopropyl alcohol, methylated spirits or similar. Always check a small area of paintwork before proceeding.

Watch the removal videos online
www.StickeredUp4LeMans.com/pages/instructions

