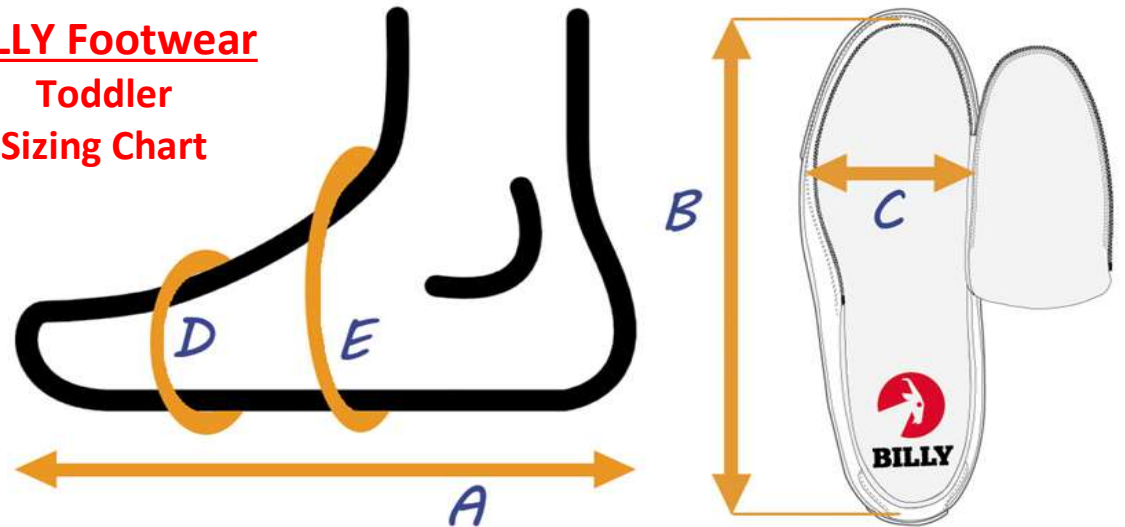


A	Actual foot or brace length
B	Actual shoe footbed length
C	Actual shoe footbed width at ball of foot
D	Circumference inside shoe at ball of foot*
E	Circumference inside shoe near ankle*

* By removing the inserts inside the shoes, the circumferences will increase 1/4" - 7/16" (0.6 cm - 1.1 cm) depending on the shoe size selected.

** The measurements shown here were taken with the laces loosely tied. The laces provide adjustability at the "E" location. Tighten laces to achieve desired fit.

BILLY Footwear Toddler Sizing Chart



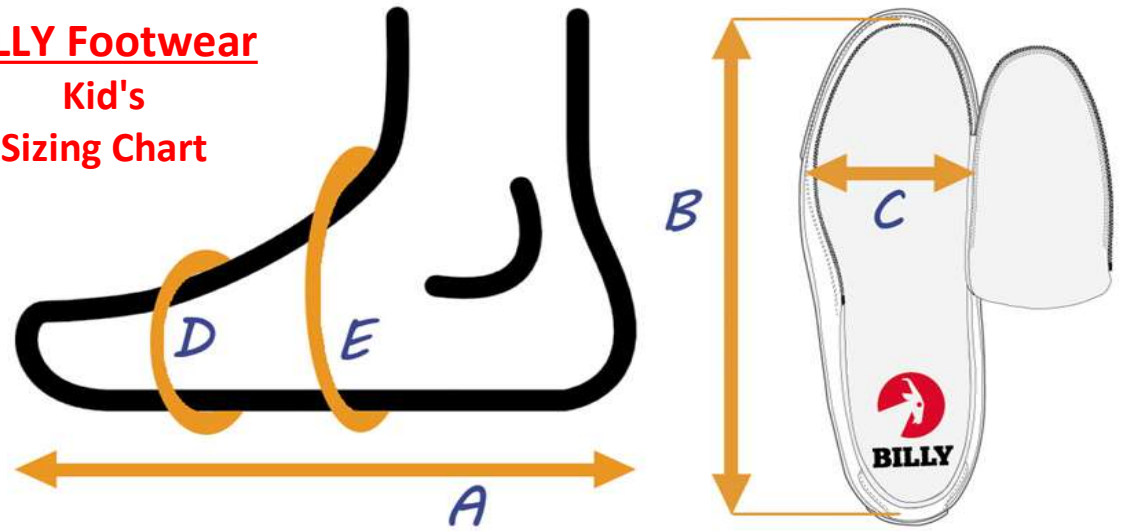
	See above for A, B, C, D and E definitions.	Size 5 Toddler EU 20 UK 4	Size 6 Toddler EU 22 UK 5	Size 7 Toddler EU 23 UK 6	Size 8 Toddler EU 24 UK 7	Size 9 Toddler EU 25 UK 8	Size 10 Toddler EU 27 UK 9
A		4-13/16" (12.2 cm)	5-3/16" (13.2 cm)	5-9/16" (14.1 cm)	5-13/16" (14.8 cm)	6-3/16" (15.7 cm)	6-9/16" (16.7 cm)
B		5-1/4" (13.3 cm)	5-5/8" (14.3 cm)	6" (15.2 cm)	6-1/4" (15.9 cm)	6-5/8" (16.8 cm)	7" (17.8 cm)
C		2-1/4" (5.7 cm)	2-3/8" (6.0 cm)	2-3/8" (6.0 cm)	2-1/2" (6.4 cm)	2-5/8" (6.7 cm)	2-5/8" (6.7 cm)
Laced High Tops	D	6" (15.2 cm)	6-1/4" (15.9 cm)	6-1/2" (16.5 cm)	6-3/4" (17.1 cm)	7" (17.8 cm)	7-1/4" (18.4 cm)
	E** (Adjustable)	7-1/4" (18.4 cm)	7-5/8" (19.4 cm)	8" (20.3 cm)	8-3/8" (21.3 cm)	8-3/4" (22.2 cm)	9" (22.9 cm)
Laced Low Tops	D	5-7/8" (14.9 cm)	6" (15.2 cm)	6-1/4" (15.9 cm)	6-1/2" (16.5 cm)	6-5/8" (16.8 cm)	6-3/4" (17.1 cm)
	E** (Adjustable)	7-1/8" (18.1 cm)	7-1/4" (18.4 cm)	7-1/2" (19.1 cm)	7-3/4" (19.7 cm)	8" (20.3 cm)	8-1/8" (20.6 cm)

A	Actual foot or brace length
B	Actual shoe footbed length
C	Actual shoe footbed width at ball of foot
D	Circumference inside shoe at ball of foot*
E	Circumference inside shoe near ankle*

* By removing the inserts inside the shoes, the circumferences will increase 5/16" - 7/16" (0.8 cm - 1.1 cm) depending on the shoe size selected.

** The measurements shown here were taken with the laces loosely tied. The laces provide adjustability at the "E" location. Tighten laces to achieve desired fit.

BILLY Footwear Kid's Sizing Chart



See above for A, B, C, D and E definitions.	Size 11 <i>Little Kid</i> EU 28 UK 10	Size 12 <i>Little Kid</i> EU 30 UK 11	Size 13 <i>Little Kid</i> EU 31 UK 12	Size 1 <i>Little Kid</i> EU 32 UK 13	Size 2 <i>Little Kid</i> EU 33 UK 1	Size 3 <i>Little Kid</i> EU 34 UK 2	Size 4 <i>Big Kid</i> EU 36 UK 3	Size 5 <i>Big Kid</i> EU 37 UK 4	Size 6 <i>Big Kid</i> EU 38 UK 5
A	6-7/8" (17.5 cm)	7-1/4" (18.4 cm)	7-9/16" (19.2 cm)	7-15/16" (20.2 cm)	8-1/4" (21.0 cm)	8-9/16" (21.7 cm)	8-15/16" (22.7 cm)	9-1/4" (23.5 cm)	9-9/16" (24.3 cm)
B	7-1/4" (18.4 cm)	7-5/8" (19.4 cm)	8" (20.3 cm)	8-3/8" (21.3 cm)	8-5/8" (21.9 cm)	9" (22.9 cm)	9-3/8" (23.8 cm)	9-5/8" (24.4 cm)	10" (25.4 cm)
C	2-11/16" (6.8 cm)	2-3/4" (7.0 cm)	2-7/8" (7.3 cm)	2-15/16" (7.5 cm)	3" (7.6 cm)	3-1/16" (7.8 cm)	3-1/8" (7.9 cm)	3-1/4" (8.3 cm)	3-3/8" (8.6 cm)
D	7-1/2" (19.1 cm)	7-5/8" (19.4 cm)	7-3/4" (19.7 cm)	8" (20.3 cm)	8-1/4" (21.0 cm)	8-1/2" (21.6 cm)	8-5/8" (21.9 cm)	8-7/8" (22.5 cm)	9-1/8" (23.2 cm)
E** (Adjustable)	8-3/4" (22.2 cm)	9-1/8" (23.2 cm)	9-3/8" (23.8 cm)	9-5/8" (24.4 cm)	9-7/8" (25.1 cm)	10-1/8" (25.7 cm)	10-1/2" (26.7 cm)	10-3/4" (27.3 cm)	11" (27.9 cm)
D	7-1/8" (18.1 cm)	7-3/8" (18.7 cm)	7-1/2" (19.1 cm)	7-5/8" (19.4 cm)	7-7/8" (20.0 cm)	8-1/8" (20.6 cm)	8-3/8" (21.3 cm)	8-1/2" (21.6 cm)	8-3/4" (22.2 cm)
E** (Adjustable)	8-1/2" (21.6 cm)	8-3/4" (22.2 cm)	9-1/8" (23.2 cm)	9-3/8" (23.8 cm)	9-5/8" (24.4 cm)	9-7/8" (25.1 cm)	10-1/8" (25.7 cm)	10-1/2" (26.7 cm)	10-3/4" (27.3 cm)

**Laced
High Tops**

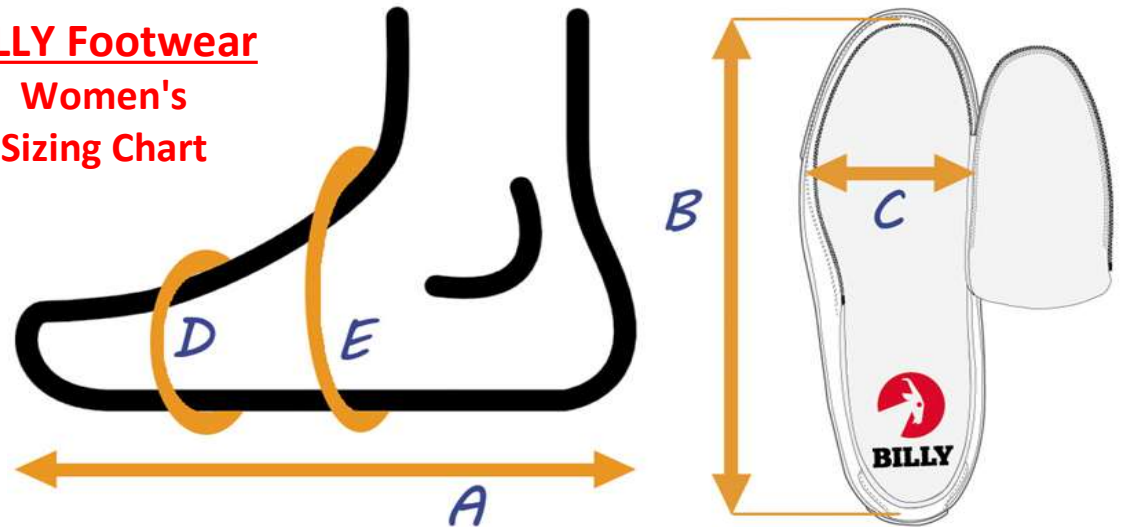
**Laced
Low Tops**

A	Actual foot or brace length
B	Actual shoe footbed length
C	Actual shoe footbed width at ball of foot
D	Circumference inside shoe at ball of foot*
E	Circumference inside shoe near ankle*

* By removing the inserts inside the shoes, the circumferences will increase 1/2" - 9/16" (1.3 cm - 1.4 cm) depending on the shoe size selected.

** The measurements shown here were taken with the laces loosely tied. The laces provide adjustability at the "E" location. Tighten laces to achieve desired fit.

BILLY Footwear Women's Sizing Chart



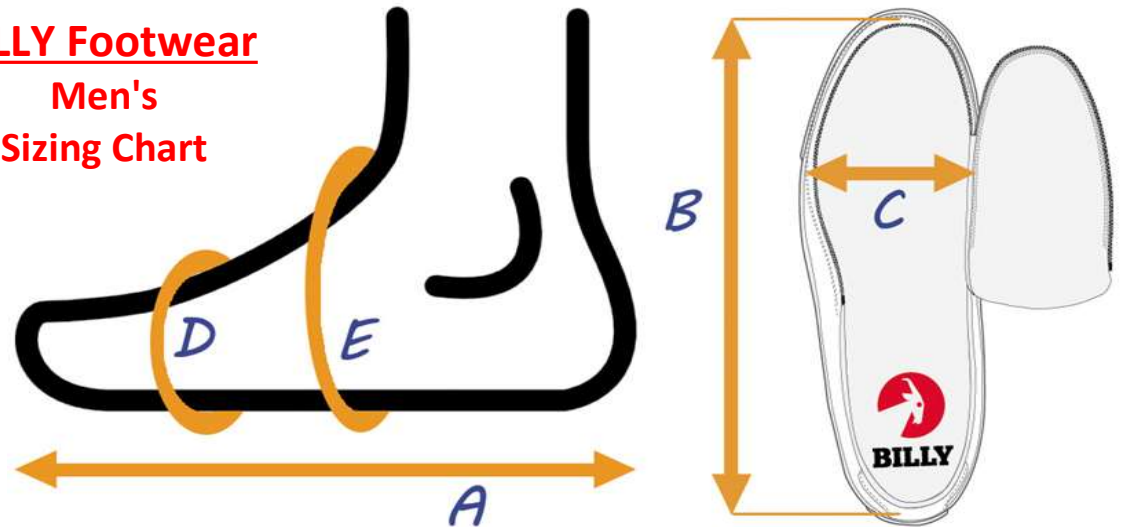
See above for A, B, C, D and E definitions.	Size 6 Women's EU 36-37 UK 4	Size 6.5 Women's EU 37 UK 4.5	Size 7 Women's EU 37-38 UK 5	Size 7.5 Women's EU 38 UK 5.5	Size 8 Women's EU 38-39 UK 6	Size 8.5 Women's EU 39 UK 6.5	Size 9 Women's EU 39-40 UK 7	Size 9.5 Women's EU 40 UK 7.5	Size 10 Women's EU 40-41 UK 8	Size 11 Women's EU 41-42 UK 9
A	9-1/8" (23.2 cm)	9-1/4" (23.5 cm)	9-3/8" (23.8 cm)	9-5/8" (24.4 cm)	9-3/4" (24.8 cm)	10" (25.4 cm)	10-1/8" (25.7 cm)	10-1/4" (26.0 cm)	10-3/8" (26.4 cm)	10-3/4" (27.3 cm)
B	9-1/2" (24.1 cm)	9-5/8" (24.4 cm)	9-3/4" (24.8 cm)	10" (25.4 cm)	10-1/8" (25.7 cm)	10-3/8" (26.4 cm)	10-1/2" (26.7 cm)	10-5/8" (27.0 cm)	10-3/4" (27.3 cm)	11-1/8" (28.3 cm)
C	3" (7.6 cm)	3-1/16" (7.8 cm)	3-1/8" (7.9 cm)	3-3/16" (8.1 cm)	3-1/4" (8.3 cm)	3-5/16" (8.4 cm)	3-3/8" (8.6 cm)	3-7/16" (8.7 cm)	3-1/2" (8.9 cm)	3-5/8" (9.2 cm)
D	8-3/8" (21.3 cm)	8-1/2" (21.6 cm)	8-5/8" (21.9 cm)	8-3/4" (22.2 cm)	9" (22.9 cm)	9-1/8" (23.2 cm)	9-1/4" (23.5 cm)	9-3/8" (23.8 cm)	9-1/2" (24.1 cm)	9-3/4" (24.8 cm)
E** (Adjustable)	10-3/4" (27.3 cm)	11" (27.9 cm)	11-1/4" (28.6 cm)	11-1/2" (29.2 cm)	11-3/4" (29.8 cm)	12" (30.5 cm)	12-1/4" (31.1 cm)	12-1/2" (31.8 cm)	12-3/4" (32.4 cm)	13-1/4" (33.7 cm)
Laced High Tops										
D	8" (20.3 cm)	8-1/8" (20.6 cm)	8-1/4" (21.0 cm)	8-3/8" (21.3 cm)	8-1/2" (21.6 cm)	8-5/8" (21.9 cm)	8-3/4" (22.2 cm)	8-7/8" (22.5 cm)	9" (22.9 cm)	9-1/4" (23.5 cm)
E** (Adjustable)	10" (25.4 cm)	10-1/4" (26.0 cm)	10-1/2" (26.7 cm)	10-3/4" (27.3 cm)	11" (27.9 cm)	11-1/4" (28.6 cm)	11-1/2" (29.2 cm)	11-3/4" (29.8 cm)	12" (30.5 cm)	12-1/4" (31.1 cm)
Laced Low Tops										

A	Actual foot or brace length
B	Actual shoe footbed length
C	Actual shoe footbed width at ball of foot
D	Circumference inside shoe at ball of foot*
E	Circumference inside shoe near ankle*

* By removing the inserts inside the shoes, the circumferences will increase 1/2" - 9/16" (1.3 cm - 1.4 cm) depending on the shoe size selected.

** The measurements shown here were taken with the laces loosely tied. The laces provide adjustability at the "E" location. Tighten laces to achieve desired fit.

BILLY Footwear Men's Sizing Chart



	See above for A, B, C, D and E definitions.	Size 7 Men's EU 40 UK 6.5	Size 7.5 Men's EU 40-41 UK 7	Size 8 Men's EU 41 UK 7.5	Size 8.5 Men's EU 41-42 UK 8	Size 9 Men's EU 42 UK 8.5	Size 9.5 Men's EU 42-43 UK 9	Size 10 Men's EU 43 UK 9.5	Size 10.5 Men's EU 43-44 UK 10	Size 11 Men's EU 44 UK 10.5	Size 11.5 Men's EU 44-45 UK 11	Size 12 Men's EU 45 UK 11.5	Size 13 Men's EU 46 UK 12.5	Size 14 Men's EU 47 UK 13.5
	A		9-3/4" (24.8 cm)	9-7/8" (25.1 cm)	10-1/8" (25.7 cm)	10-1/4" (26.0 cm)	10-3/8" (26.3 cm)	10-5/8" (27.0 cm)	10-3/4" (27.3 cm)	11" (27.9 cm)	11-1/8" (28.3 cm)	11-3/8" (28.9 cm)	11-1/2" (29.2 cm)	11-3/4" (29.8 cm)
B		10-1/8" (25.7 cm)	10-1/4" (26.0 cm)	10-1/2" (26.7 cm)	10-5/8" (27.0 cm)	10-3/4" (27.3 cm)	11" (27.9 cm)	11-1/8" (28.3 cm)	11-3/8" (28.9 cm)	11-1/2" (29.2 cm)	11-3/4" (29.8 cm)	11-7/8" (30.2 cm)	12-1/8" (30.8 cm)	12-3/8" (31.4 cm)
C		3-3/8" (8.6 cm)	3-7/16" (8.7 cm)	3-1/2" (8.9 cm)	3-9/16" (9.0 cm)	3-5/8" (9.2 cm)	3-11/16" (9.4 cm)	3-3/4" (9.5 cm)	3-13/16" (9.7 cm)	3-7/8" (9.8 cm)	3-15/16" (10.0 cm)	4" (10.2 cm)	4-1/8" (10.5 cm)	4-1/4" (10.8 cm)
Laced High Tops	D	9-1/4" (23.5 cm)	9-3/8" (23.8 cm)	9-1/2" (24.1 cm)	9-5/8" (24.4 cm)	9-3/4" (24.8 cm)	9-7/8" (25.1 cm)	10" (25.4 cm)	10-1/8" (25.7 cm)	10-1/4" (26.0 cm)	10-3/8" (26.3 cm)	10-1/2" (26.7 cm)	10-3/4" (27.3 cm)	11" (27.9 cm)
	E** (Adjustable)	11-1/2" (29.2 cm)	11-5/8" (29.5 cm)	11-3/4" (29.8 cm)	11-7/8" (30.2 cm)	12" (30.5 cm)	12-1/8" (30.8 cm)	12-1/4" (31.1 cm)	12-3/8" (31.4 cm)	12-1/2" (31.8 cm)	12-3/4" (32.4 cm)	13" (33.0 cm)	13-1/4" (33.7 cm)	13-5/8" (34.6 cm)
Laced Low Tops	D	9" (22.9 cm)	9-1/8" (23.2 cm)	9-1/4" (23.5 cm)	9-3/8" (23.8 cm)	9-1/2" (24.1 cm)	9-5/8" (24.4 cm)	9-3/4" (24.8 cm)	9-7/8" (25.1 cm)	10" (25.4 cm)	10-1/8" (25.7 cm)	10-1/4" (26.0 cm)	10-1/2" (26.7 cm)	10-3/4" (27.3 cm)
	E** (Adjustable)	10-3/4" (27.3 cm)	10-7/8" (27.6 cm)	11" (27.9 cm)	11-1/8" (28.3 cm)	11-1/4" (28.6 cm)	11-3/8" (28.9 cm)	11-1/2" (29.2 cm)	11-5/8" (29.5 cm)	11-3/4" (29.8 cm)	12" (30.5 cm)	12-1/4" (31.1 cm)	12-1/2" (31.8 cm)	12-7/8" (32.7 cm)