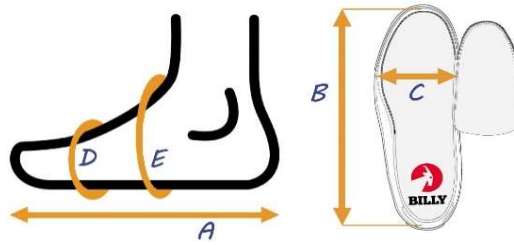


A	Actual foot or brace length
B	Actual shoe footbed length
C	Actual shoe footbed width at ball of foot
D	Circumference inside shoe at ball of foot*
E	Circumference inside shoe near ankle*



BILLY Footwear
Women's Sizing Chart
Medium (M) Width Shoes

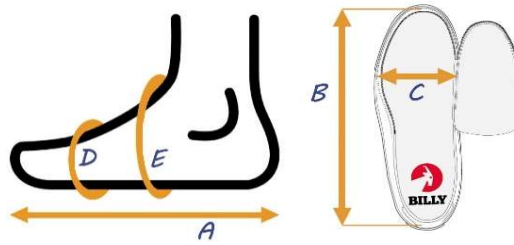
* By removing the inserts inside the shoes, the circumferences will increase 1/2" - 9/16" (1.3cm - 1.4cm) depending on the shoe size selected.

** The measurements shown here were taken with the laces loosely tied. The laces provide adjustability at the "E" location. Tighten laces to achieve desired fit.



See above for A, B, C, D and E definitions.	Size 6 <i>Women's</i> EU 36-37 UK 4	Size 6.5 <i>Women's</i> EU 37 UK 4.5	Size 7 <i>Women's</i> EU 37-38 UK 5	Size 7.5 <i>Women's</i> EU 38 UK 5.5	Size 8 <i>Women's</i> EU 38-39 UK 6	Size 8.5 <i>Women's</i> EU 39 UK 6.5	Size 9 <i>Women's</i> EU 39-40 UK 7	Size 9.5 <i>Women's</i> EU 40 UK 7.5	Size 10 <i>Women's</i> EU 40-41 UK 8	Size 11 <i>Women's</i> EU 41-42 UK 9	
A	9-1/8" (23.2 cm)	9-1/4" (23.5 cm)	9-3/8" (23.8 cm)	9-5/8" (24.4 cm)	9-3/4" (24.8 cm)	10" (25.4 cm)	10-1/8" (25.7 cm)	10-1/4" (26.0 cm)	10-3/8" (26.4 cm)	10-3/4" (27.3 cm)	
B	9-1/2" (24.1 cm)	9-5/8" (24.4 cm)	9-3/4" (24.8 cm)	10" (25.4 cm)	10-1/8" (25.7 cm)	10-3/8" (26.4 cm)	10-1/2" (26.7 cm)	10-5/8" (27.0 cm)	10-3/4" (27.3 cm)	11-1/8" (28.3 cm)	
C ("M" Width)	3" (7.6 cm)	3-1/16" (7.8 cm)	3-1/8" (7.9 cm)	3-3/16" (8.1 cm)	3-1/4" (8.3 cm)	3-5/16" (8.4 cm)	3-3/8" (8.6 cm)	3-7/16" (8.7 cm)	3-1/2" (8.9 cm)	3-5/8" (9.2 cm)	
BILLY Classic Lace High Tops	D	8-3/8" (21.3 cm)	8-1/2" (21.6 cm)	8-5/8" (21.9 cm)	8-3/4" (22.2 cm)	9" (22.9 cm)	9-1/8" (23.2 cm)	9-1/4" (23.5 cm)	9-3/8" (23.8 cm)	9-1/2" (24.1 cm)	9-3/4" (24.8 cm)
	E** (Adjustable)	10-3/4" (27.3 cm)	11" (27.9 cm)	11-1/4" (28.6 cm)	11-1/2" (29.2 cm)	11-3/4" (29.8 cm)	12" (30.5 cm)	12-1/4" (31.1 cm)	12-1/2" (31.8 cm)	12-3/4" (32.4 cm)	13-1/4" (33.7 cm)
Sneaker Low & BILLY Classic Lace Low Tops	D	8" (20.3 cm)	8-1/8" (20.6 cm)	8-1/4" (21.0 cm)	8-3/8" (21.3 cm)	8-1/2" (21.6 cm)	8-5/8" (21.9 cm)	8-3/4" (22.2 cm)	8-7/8" (22.5 cm)	9" (22.9 cm)	9-1/4" (23.5 cm)
	E** (Adjustable)	10" (25.4 cm)	10-1/4" (26.0 cm)	10-1/2" (26.7 cm)	10-3/4" (27.3 cm)	11" (27.9 cm)	11-1/4" (28.6 cm)	11-1/2" (29.2 cm)	11-3/4" (29.8 cm)	12" (30.5 cm)	12-1/2" (31.8 cm)
Comfort, Work Comfort, Comfort Classic Low Tops	D	8" (20.3 cm)	8-1/8" (20.6 cm)	8-1/4" (21.0 cm)	8-3/8" (21.3 cm)	8-1/2" (21.6 cm)	8-5/8" (21.9 cm)	8-3/4" (22.2 cm)	8-7/8" (22.5 cm)	9" (22.9 cm)	9-1/4" (23.5 cm)
	E** (Adjustable)	10" (25.4 cm)	10-1/4" (26.0 cm)	10-1/2" (26.7 cm)	10-3/4" (27.3 cm)	11" (27.9 cm)	11-1/4" (28.6 cm)	11-1/2" (29.2 cm)	11-3/4" (29.8 cm)	12" (30.5 cm)	12-1/2" (31.8 cm)

A	Actual foot or brace length
B	Actual shoe footbed length
C	Actual shoe footbed width at ball of foot
D	Circumference inside shoe at ball of foot*
E	Circumference inside shoe near ankle*



BILLY Footwear
Women's Sizing Chart
Wide (D) Width Shoes

* By removing the inserts inside the shoes, the circumferences will increase 1/2" - 9/16" (1.3cm - 1.4cm) depending on the shoe size selected.

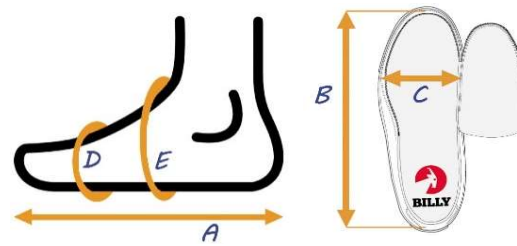
** The measurements shown here were taken with the laces loosely tied. The laces provide adjustability at the "E" location. Tighten laces to achieve desired fit.



See above for A, B, C, D and E definitions.	Size 6 <i>Women's</i> EU 36-37 UK 4	Size 6.5 <i>Women's</i> EU 37 UK 4.5	Size 7 <i>Women's</i> EU 37-38 UK 5	Size 7.5 <i>Women's</i> EU 38 UK 5.5	Size 8 <i>Women's</i> EU 38-39 UK 6	Size 8.5 <i>Women's</i> EU 39 UK 6.5	Size 9 <i>Women's</i> EU 39-40 UK 7	Size 9.5 <i>Women's</i> EU 40 UK 7.5	Size 10 <i>Women's</i> EU 40-41 UK 8	Size 11 <i>Women's</i> EU 41-42 UK 9
A	9-1/8" (23.2 cm)	9-1/4" (23.5 cm)	9-3/8" (23.8 cm)	9-5/8" (24.4 cm)	9-3/4" (24.8 cm)	10" (25.4 cm)	10-1/8" (25.7 cm)	10-1/4" (26.0 cm)	10-3/8" (26.4 cm)	10-3/4" (27.3 cm)
B	9-1/2" (24.1 cm)	9-5/8" (24.4 cm)	9-3/4" (24.8 cm)	10" (25.4 cm)	10-1/8" (25.7 cm)	10-3/8" (26.4 cm)	10-1/2" (26.7 cm)	10-5/8" (27.0 cm)	10-3/4" (27.3 cm)	11-1/8" (28.3 cm)
C ("D" Width)	3-1/4" (8.3 cm)	3-5/16" (8.4 cm)	3-3/8" (8.6 cm)	3-7/16" (8.7 cm)	3-1/2" (8.9 cm)	3-9/16" (9.0 cm)	3-5/8" (9.2 cm)	3-11/16" (9.4 cm)	3-3/4" (9.5 cm)	3-7/8" (9.8 cm)
D	8-1/4" (21.0 cm)	8-3/8" (21.3 cm)	8-1/2" (21.6 cm)	8-5/8" (21.9 cm)	8-3/4" (22.2 cm)	8-7/8" (22.5 cm)	9" (22.9 cm)	9-1/8" (23.2 cm)	9-1/4" (23.5 cm)	9-1/2" (24.1 cm)
E** (Adjustable)	10-1/4" (26.0 cm)	10-1/2" (26.7 cm)	10-3/4" (27.3 cm)	11" (27.9 cm)	11-1/4" (28.6 cm)	11-1/2" (29.2 cm)	11-3/4" (29.8 cm)	12" (30.5 cm)	12-1/4" (31.1 cm)	12-3/4" (32.4 cm)

**Comfort, Work Comfort,
 Comfort Classic Low Tops**

A	Actual foot or brace length
B	Actual shoe footbed length
C	Actual shoe footbed width at ball of foot
D	Circumference inside shoe at ball of foot*
E	Circumference inside shoe near ankle*



BILLY Footwear
Men's Sizing Chart
Medium (M) Width Shoes

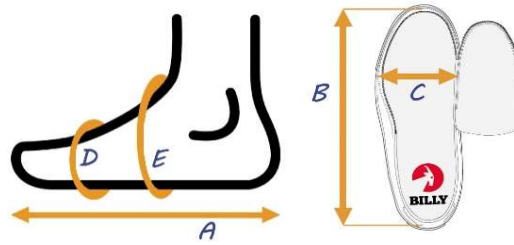
* By removing the inserts inside the shoes, the circumferences will increase 1/2" - 9/16" (1.3cm - 1.4cm) depending on the shoe size selected.

** The measurements shown here were taken with the laces loosely tied. The laces provide adjustability at the "E" location. Tighten laces to achieve desired fit.

	See above for A, B, C, D and E definitions.	Size 7 <i>Men's</i> EU 40 UK 6.5	Size 7.5 <i>Men's</i> EU 40-41 UK 7	Size 8 <i>Men's</i> EU 41 UK 7.5	Size 8.5 <i>Men's</i> EU 41-42 UK 8	Size 9 <i>Men's</i> EU 42 UK 8.5	Size 9.5 <i>Men's</i> EU 42-43 UK 9	Size 10 <i>Men's</i> EU 43 UK 9.5	Size 10.5 <i>Men's</i> EU 43-44 UK 10	Size 11 <i>Men's</i> EU 44 UK 10.5	Size 11.5 <i>Men's</i> EU 44-45 UK 11	Size 12 <i>Men's</i> EU 45 UK 11.5	Size 13 <i>Men's</i> EU 46 UK 12.5	Size 14 <i>Men's</i> EU 47 UK 13.5
A		9-3/4" (24.8 cm)	9-7/8" (25.1 cm)	10-1/8" (25.7 cm)	10-1/4" (26.0 cm)	10-3/8" (26.3 cm)	10-5/8" (27.0 cm)	10-3/4" (27.3 cm)	11" (27.9 cm)	11-1/8" (28.3 cm)	11-3/8" (28.9 cm)	11-1/2" (29.2 cm)	11-3/4" (29.8 cm)	12" (30.5 cm)
B		10-1/8" (25.7 cm)	10-1/4" (26.0 cm)	10-1/2" (26.7 cm)	10-5/8" (27.0 cm)	10-3/4" (27.3 cm)	11" (27.9 cm)	11-1/8" (28.3 cm)	11-3/8" (28.9 cm)	11-1/2" (29.2 cm)	11-3/4" (29.8 cm)	11-7/8" (30.2 cm)	12-1/8" (30.8 cm)	12-3/8" (31.4 cm)
C ("M" Width)		3-3/8" (8.6 cm)	3-7/16" (8.7 cm)	3-1/2" (8.9 cm)	3-9/16" (9.0 cm)	3-5/8" (9.2 cm)	3-11/16" (9.4 cm)	3-3/4" (9.5 cm)	3-13/16" (9.7 cm)	3-7/8" (9.8 cm)	3-15/16" (10.0 cm)	4" (10.2 cm)	4-1/8" (10.5 cm)	4-7/16" (11.3 cm)
BILLY Classic Lace High Tops	D	9-1/4" (23.5 cm)	9-3/8" (23.8 cm)	9-1/2" (24.1 cm)	9-5/8" (24.4 cm)	9-3/4" (24.8 cm)	9-7/8" (25.1 cm)	10" (25.4 cm)	10-1/8" (25.7 cm)	10-1/4" (26.0 cm)	10-3/8" (26.3 cm)	10-1/2" (26.7 cm)	10-3/4" (27.3 cm)	11" (27.9 cm)
	E** (Adjustable)	11-1/2" (29.2 cm)	11-5/8" (29.5 cm)	11-3/4" (29.8 cm)	11-7/8" (30.2 cm)	12" (30.5 cm)	12-1/8" (30.8 cm)	12-1/4" (31.1 cm)	12-3/8" (31.4 cm)	12-1/2" (31.8 cm)	12-3/4" (32.4 cm)	13" (33.0 cm)	13-1/4" (33.7 cm)	13-5/8" (34.6 cm)
Sneaker Low & BILLY Classic Lace Low Tops	D	9" (22.9 cm)	9-1/8" (23.2 cm)	9-1/4" (23.5 cm)	9-3/8" (23.8 cm)	9-1/2" (24.1 cm)	9-5/8" (24.4 cm)	9-3/4" (24.8 cm)	9-7/8" (25.1 cm)	10" (25.4 cm)	10-1/8" (25.7 cm)	10-1/4" (26.0 cm)	10-1/2" (26.7 cm)	10-3/4" (27.3 cm)
	E** (Adjustable)	10-3/4" (27.3 cm)	10-7/8" (27.6 cm)	11" (27.9 cm)	11-1/8" (28.3 cm)	11-1/4" (28.6 cm)	11-3/8" (28.9 cm)	11-1/2" (29.2 cm)	11-5/8" (29.5 cm)	11-3/4" (29.8 cm)	12" (30.5 cm)	12-1/4" (31.1 cm)	12-1/2" (31.8 cm)	12-7/8" (32.7 cm)
Comfort, Work Comfort, Comfort Classic Low Tops	D	9" (22.9 cm)	9-1/8" (23.2 cm)	9-1/4" (23.5 cm)	9-3/8" (23.8 cm)	9-1/2" (24.1 cm)	9-5/8" (24.4 cm)	9-3/4" (24.8 cm)	9-7/8" (25.1 cm)	10" (25.4 cm)	10-1/8" (25.7 cm)	10-1/4" (26.0 cm)	10-1/2" (26.7 cm)	10-3/4" (27.3 cm)
	E** (Adjustable)	10-3/4" (27.3 cm)	10-7/8" (27.6 cm)	11" (27.9 cm)	11-1/8" (28.3 cm)	11-1/4" (28.6 cm)	11-3/8" (28.9 cm)	11-1/2" (29.2 cm)	11-5/8" (29.5 cm)	11-3/4" (29.8 cm)	12" (30.5 cm)	12-1/4" (31.1 cm)	12-1/2" (31.8 cm)	12-7/8" (32.7 cm)

ALL MEASUREMENTS ARE IN INCHES (CENTIMETERS IN PARENTHESES)

A	Actual foot or brace length
B	Actual shoe footbed length
C	Actual shoe footbed width at ball of foot
D	Circumference inside shoe at ball of foot*
E	Circumference inside shoe near ankle*



BILLY Footwear
Men's Sizing Chart
Wide (EEE) Width Shoes

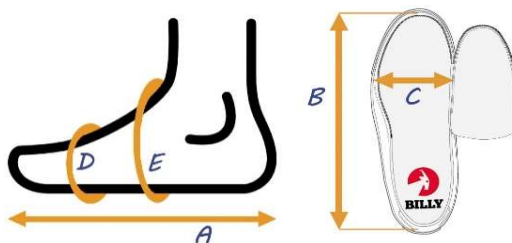
* By removing the inserts inside the shoes, the circumferences will increase 1/2" - 9/16" (1.3cm - 1.4cm) depending on the shoe size selected.

** The measurements shown here were taken with the laces loosely tied. The laces provide adjustability at the "E" location. Tighten laces to achieve desired fit.

	See above for A, B, C, D and E definitions.	Size 7 <i>Men's</i> EU 40 UK 6.5	Size 7.5 <i>Men's</i> EU 40-41 UK 7	Size 8 <i>Men's</i> EU 41 UK 7.5	Size 8.5 <i>Men's</i> EU 41-42 UK 8	Size 9 <i>Men's</i> EU 42 UK 8.5	Size 9.5 <i>Men's</i> EU 42-43 UK 9	Size 10 <i>Men's</i> EU 43 UK 9.5	Size 10.5 <i>Men's</i> EU 43-44 UK 10	Size 11 <i>Men's</i> EU 44 UK 10.5	Size 11.5 <i>Men's</i> EU 44-45 UK 11	Size 12 <i>Men's</i> EU 45 UK 11.5	Size 13 <i>Men's</i> EU 46 UK 12.5	Size 14 <i>Men's</i> EU 47 UK 13.5
	A	9-3/4" (24.8 cm)	9-7/8" (25.1 cm)	10-1/8" (25.7 cm)	10-1/4" (26.0 cm)	10-3/8" (26.3 cm)	10-5/8" (27.0 cm)	10-3/4" (27.3 cm)	11" (27.9 cm)	11-1/8" (28.3 cm)	11-3/8" (28.9 cm)	11-1/2" (29.2 cm)	11-3/4" (29.8 cm)	12" (30.5 cm)
B	10-1/8" (25.7 cm)	10-1/4" (26.0 cm)	10-1/2" (26.7 cm)	10-5/8" (27.0 cm)	10-3/4" (27.3 cm)	11" (27.9 cm)	11-1/8" (28.3 cm)	11-3/8" (28.9 cm)	11-1/2" (29.2 cm)	11-3/4" (29.8 cm)	11-7/8" (30.2 cm)	12-1/8" (30.8 cm)	12-3/8" (31.4 cm)	
C ("EEE" Width)	3-1/2" (8.9 cm)	3-9/16" (9.0 cm)	3-5/8" (9.2 cm)	3-11/16" (9.4 cm)	3-3/4" (9.5 cm)	3-13/16" (9.7 cm)	3-7/8" (9.8 cm)	3-15/16" (10.0 cm)	4" (10.2 cm)	4-1/16" (10.3 cm)	4-1/8" (10.5 cm)	4-3/8" (11.1 cm)	4-5/8" (11.7 cm)	
Comfort, Work Comfort, Comfort Classic Low Tops	D	9-1/2" (24.1 cm)	9-5/8" (24.4 cm)	9-3/4" (24.8 cm)	9-7/8" (25.1 cm)	10" (25.4 cm)	10-1/8" (25.7 cm)	10-1/4" (26.0 cm)	10-3/8" (26.3 cm)	10-1/2" (26.7 cm)	10-5/8" (27.0 cm)	10-3/4" (27.3 cm)	11" (27.9 cm)	11-1/4" (28.6 cm)
	E** (Adjustable)	11-1/4" (28.6 cm)	11-3/8" (28.9 cm)	11-1/2" (29.2 cm)	11-5/8" (29.5 cm)	11-3/4" (29.8 cm)	11-7/8" (30.2 cm)	12" (30.5 cm)	12-1/8" (30.8 cm)	12-1/4" (31.1 cm)	12-1/2" (31.8 cm)	12-3/4" (32.4 cm)	13" (33.0 cm)	13-3/8" (34.0 cm)

ALL MEASUREMENTS ARE IN INCHES (CENTIMETERS IN PARENTHESES)

A	Actual foot or brace length
B	Actual shoe footbed length
C	Actual shoe footbed width at ball of foot
D	Circumference inside shoe at ball of foot*
E	Circumference inside shoe near ankle*



BILLY Footwear
Kid's Sizing Chart
Medium (M) Width Shoes

* By removing the inserts inside the shoes, the circumferences will increase 5/16" - 7/16" depending on the shoe size selected.

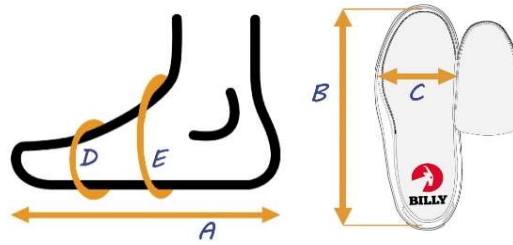
** The measurements shown here were taken with the laces loosely tied. The laces provide adjustability at the "E" location. Tighten laces to achieve desired fit.



	See above for A, B, C, D and E definitions.	Size 11	Size 12	Size 13	Size 1	Size 2	Size 3	Size 4	Size 5	Size 6
		<i>Little Kid</i> EU 28 UK 10	<i>Little Kid</i> EU 30 UK 11	<i>Little Kid</i> EU 31 UK 12	<i>Little Kid</i> EU 32 UK 13	<i>Little Kid</i> EU 33 UK 1	<i>Little Kid</i> EU 34 UK 2	<i>Big Kid</i> EU 36 UK 3	<i>Big Kid</i> EU 37 UK 4	<i>Big Kid</i> EU 38 UK 5
A		6-7/8" (17.5 cm)	7-1/4" (18.4 cm)	7-9/16" (19.2 cm)	7-15/16" (20.2 cm)	8-1/4" (21.0 cm)	8-9/16" (21.7 cm)	8-15/16" (22.7 cm)	9-1/4" (23.5 cm)	9-9/16" (24.3 cm)
B		7-1/4" (18.4 cm)	7-5/8" (19.4 cm)	8" (20.3 cm)	8-3/8" (21.3 cm)	8-5/8" (21.9 cm)	9" (22.9 cm)	9-3/8" (23.8 cm)	9-5/8" 24.4 cm	10" (25.4 cm)
C ("M" Width)		2-11/16" (6.8 cm)	2-3/4" (7.0 cm)	2-7/8" (7.3 cm)	2-15/16" (7.5 cm)	3" (7.6 cm)	3-1/16" (7.8 cm)	3-1/8" (7.9 cm)	3-1/4" (8.3 cm)	3-3/8" (8.6 cm)
BILLY Classic Lace High Tops	D	7-1/2" (19.1 cm)	7-5/8" 19.4 cm	7-3/4" (19.7 cm)	8" (20.3 cm)	8-1/4" (21.0 cm)	8-1/2" (21.6 cm)	8-5/8" (21.9 cm)	8-7/8" (22.5 cm)	9-1/8" (23.2 cm)
	E** (Adjustable)	8-3/4" (22.2 cm)	9-1/8" (23.2 cm)	9-3/8" (23.8 cm)	9-5/8" (24.4 cm)	9-7/8" (25.1 cm)	10-1/8" (25.7 cm)	10-1/2" (26.7 cm)	10-3/4" (27.3 cm)	11" (27.9 cm)
BILLY Classic Lace Low Tops	D	7-1/8" (18.1 cm)	7-3/8" (18.7 cm)	7-1/2" (19.1 cm)	7-5/8" 19.4 cm	7-7/8" (20.0 cm)	8-1/8" (20.6 cm)	8-3/8" (21.3 cm)	8-1/2" (21.6 cm)	8-3/4" (22.2 cm)
	E** (Adjustable)	8-1/2" (21.6 cm)	8-3/4" (22.2 cm)	9-1/8" (23.2 cm)	9-3/8" (23.8 cm)	9-5/8" (24.4 cm)	9-7/8" (25.1 cm)	10-1/8" (25.7 cm)	10-1/2" (26.7 cm)	10-3/4" (27.3 cm)
BILLY Cozy Boots	D	7-1/8" (18.1 cm)	7-3/8" (18.7 cm)	7-1/2" (19.1 cm)	7-5/8" 19.4 cm	7-7/8" (20.0 cm)	8-1/8" (20.6 cm)	8-3/8" (21.3 cm)	8-1/2" (21.6 cm)	8-3/4" (22.2 cm)
	E	8-1/4" (21.0 cm)	8-1/2" (21.6 cm)	8-3/4" (22.2 cm)	9-1/8" (23.2 cm)	9-3/8" (23.8 cm)	9-5/8" (24.4 cm)	9-7/8" (25.1 cm)	10-1/8" (25.7 cm)	10-1/2" (26.7 cm)
BILLY Boots	D	7-1/2" (19.1 cm)	7-5/8" 19.4 cm	7-3/4" (19.7 cm)	8" (20.3 cm)	8-1/4" (21.0 cm)	8-1/2" (21.6 cm)	8-5/8" (21.9 cm)	8-7/8" (22.5 cm)	9-1/8" (23.2 cm)
	E** (Adjustable)	8-1/2" (21.6 cm)	8-3/4" (22.2 cm)	9-1/8" (23.2 cm)	9-3/8" (23.8 cm)	9-5/8" (24.4 cm)	9-7/8" (25.1 cm)	10-1/8" (25.7 cm)	10-1/2" (26.7 cm)	10-3/4" (27.3 cm)
BILLY Joggers	D	7-1/4" (18.4 cm)	7-1/2" (19.1 cm)	7-5/8" 19.4 cm	7-3/4" (19.7 cm)	8" (20.3 cm)	8-1/4" (21.0 cm)	8-1/2" (21.6 cm)	8-5/8" (21.9 cm)	8-7/8" (22.5 cm)
	E** (Adjustable)	8-1/4" (21.0 cm)	8-1/2" (21.6 cm)	8-3/4" (22.2 cm)	9" (22.9 cm)	9-1/4" (23.5 cm)	9-1/2" (24.1 cm)	9-3/4" (24.8 cm)	10" (25.4 cm)	10-1/4" (26.0 cm)

ALL MEASUREMENTS ARE IN INCHES (CENTIMETERS IN PARENTHESES)

A	Actual foot or brace length
B	Actual shoe footbed length
C	Actual shoe footbed width at ball of foot
D	Circumference inside shoe at ball of foot*
E	Circumference inside shoe near ankle*



BILLY Footwear
Toddler Sizing Chart
Medium (M) Width Shoes

* By removing the inserts inside the shoes, the circumferences will increase 1/4" - 7/16" (0.6 cm - 1.1 cm) depending on the shoe size selected.

** The measurements shown here were taken with the laces loosely tied. The laces provide adjustability at the "E" location. Tighten laces to achieve desired fit.



See above for A, B, C, D and E definitions.	Size 5 Toddler EU 20 UK 4	Size 6 Toddler EU 22 UK 5	Size 7 Toddler EU 23 UK 6	Size 8 Toddler EU 24 UK 7	Size 9 Toddler EU 25 UK 8	Size 10 Toddler EU 27 UK 9	
A	4-13/16" (12.2 cm)	5-3/16" (13.2 cm)	5-9/16" (14.1 cm)	5-13/16" (14.8 cm)	6-3/16" (15.7 cm)	6-9/16" (16.7 cm)	
B	5-1/4" (13.3 cm)	5-5/8" (14.3 cm)	6" (15.2 cm)	6-1/4" (15.9 cm)	6-5/8" (16.8 cm)	7" (17.8 cm)	
C ("M" Width)	2-1/4" (5.7 cm)	2-3/8" (6.0 cm)	2-3/8" (6.0 cm)	2-1/2" (6.4 cm)	2-5/8" (6.7 cm)	2-5/8" (6.7 cm)	
BILLY Classic Lace High Tops	D	6" (15.2 cm)	6-1/4" (15.9 cm)	6-1/2" (16.5 cm)	6-3/4" (17.1 cm)	7" (17.8 cm)	7-1/4" (18.4 cm)
	E** (Adjustable)	7-1/4" (18.4 cm)	7-5/8" (19.4 cm)	8" (20.3 cm)	8-3/8" (21.3 cm)	8-3/4" (22.2 cm)	9" (22.9 cm)
BILLY Classic Lace Low Tops	D	5-7/8" (14.9 cm)	6" (15.2 cm)	6-1/4" (15.9 cm)	6-1/2" (16.5 cm)	6-5/8" (16.8 cm)	6-3/4" (17.1 cm)
	E** (Adjustable)	7-1/8" (18.1 cm)	7-1/4" (18.4 cm)	7-1/2" (19.1 cm)	7-3/4" (19.7 cm)	8" (20.3 cm)	8-1/8" (20.6 cm)
BILLY Cozy Boots	D	5-7/8" (14.9 cm)	6" (15.2 cm)	6-1/4" (15.9 cm)	6-1/2" (16.5 cm)	6-5/8" (16.8 cm)	6-3/4" (17.1 cm)
	E	6-3/4" (17.1 cm)	7-1/8" (18.1 cm)	7-1/4" (18.4 cm)	7-1/2" (19.1 cm)	7-3/4" (19.7 cm)	8" (20.3 cm)