









JEWELRY


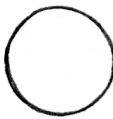


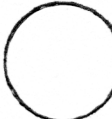
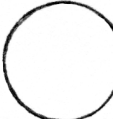


www.livlovjewelry.com

FIND YOUR RING SIZE WITH A CURRENT RING

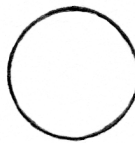
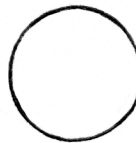
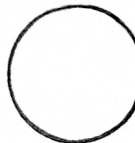
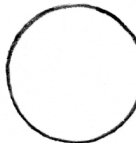
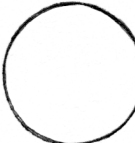
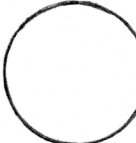
MIDI RING SIZES:

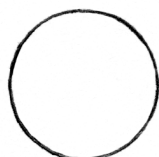

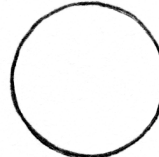
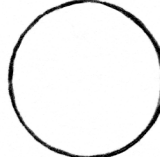
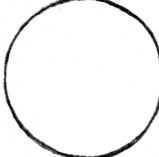
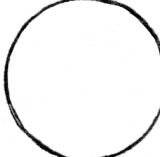
					
size 0 11.5 mm	size 0.5 12.0 mm	size 1 12.4 mm	size 1.5 12.8 mm	size 2 13.2 mm	size 2.5 13.6 mm


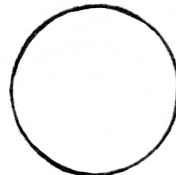
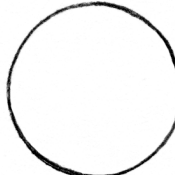
COMMON RING SIZES:

							
size 3 14.1 mm	size 3.5 14.5 mm	size 4 14.9 mm	size 4.5 15.3 mm	size 5 15.7 mm	size 5.5 16.1 mm	size 6 16.5 mm	size 6.5 16.9 mm

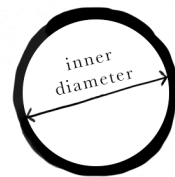
COMMON RING SIZES:

					
size 7 17.3 mm	size 7.5 17.7 mm	size 8 18.2 mm	size 8.5 18.5 mm	size 9 18.9 mm	size 9.5 19.4 mm


					
size 10 19.8 mm	size 10.5 20.2 mm	size 11 20.7 mm	size 11.5 21.1 mm	size 12 21.5 mm	size 12.5 21.9 mm

		
size 13 22.3 mm	size 13.5 22.6 mm	size 14 22.9 mm

It's best to get ring sized in person at a local jeweler as we cannot promise ring sizing on paper to be accurate.



For accurate sizing, confirm that these rulers measure exactly 2 inches or 20 millimeters long when printed.



Use a plain ring that properly fits the finger you want to wear your ring on.

Place the ring over the circles above and match the inside edge of the ring to the circle closest to size.

*Note: All sizes are U.S. and the measurement refers to the inner diameter of the ring.