

# Cult Colours & how to style them





# Choosing a colour.

## ONE

-DO-

*Start with colours you love and remember a light colour will not make a dark room light.*

## TWO

-DO-

*Think of your wall colour as a canvas on top of which you will layer in prints, textures, details.*

## THREE

-DO-

*Always paint radiators the same colour as your walls - they should blend in to the background.*

## ONE

-DON'T-

*Don't let yourself be spoiled for choice, or pick a colour because it's 'on trend'.*

## TWO

-DON'T-

*Don't use bleached whites, especially on ceilings - it will make any colour look cold.*



# Azur ite

## 3 things to know

ONE - Packed with pigment for depth and strength, without losing warmth.

TWO - Iconic since the Middle Ages, this intense pigment was used in classical paintings.

THREE - Particularly good for unifying natural materials – wood, fabric, stone.



## Cushion Combo #1

IKAT COLEBROOK - PALOPO - OSBORNE

“

*A pop of red and soft neutrals keeps the vibe light, luxe and sophisticated.*

”





# DESIGN NOTES

'A GLACIAL SAPPHIRE'

BEAUTIFUL WITH WOODS, ATMOSPHERIC IN CANDLELIGHT, SPARKLING IN SUNSHINE.

## What to pair it with?

### CONTRAST

Pair with soft neutral pinks like Jonquil or Cuisse De Nympe Emue or, for impact, try a bold tone like Dutch Orange to make it pop perfectly.

### TONAL


Pair with other layers of blue; Welmish Blew, Sky Blue, or a deep neutral like London Brown.



LONDON BROWN



CUISSE DE NYMPHE EMUE



WELMISH BLUE



SKY BLUE



DUTCH ORANGE

## Cushion Combo #2

LINWOOD - TAMAHU - ORIGINAL

“Go maximalist - add colour to spark joy and vibrant pattern for a bold note.”





“ Don't  
think blue  
is cold!

*It becomes cold  
with flat, harsh  
colouring methods.  
Natural earth  
pigments ensure  
our blues are deep  
without ever feeling  
chilly.*

”

*set  
the  
mood.*

- COSY -

*Paint everything,  
including trims,  
baseboards and doors,  
for a warm, enveloping  
feel. Then add dark  
wood antique furniture.*

- AIRY -

*Trim with fresh  
neutrals, layer in whites  
and lights for an  
uplifting space.*





# Jonquilla



## 3 things to know

ONE - Named after the daffodil, Narcissus Jonquilla - dutch pinks were made with yellow pigment in the 18th century.

TWO - A charming soft plaster pink that perfectly balances timeless with modern.

THREE - A soft shade that flutters between warm pink and yellow beige for subtle warmth.



## Cushion Combo #1

FERN - PALOPO - CAPRI


“

*Tone on tone - the neutral notes keep the overall scheme light and airy.*

”







# What to pair it with?

## CONTRAST

Pink and green are a match made in heaven - try Pomona or Granite Green. Jonquil will also soften darker blues - Indigo or Cerulean Blue.

## TONAL

Pair with yellow-based beiges for a neutral scheme. Darker browns and greys channel sophistication. Or keep things pink with Nicaragua or Pompadour.

## Cushion Combo #2

CIRCLES - CHESTER - CABALLO



“*Deep colour and inviting texture add depth and warmth to this neutral base.*”

## DESIGN NOTES

A WARM CANVAS FOR LAYERING FABRICS; THE PERFECT BASE FOR PICTURE FRAMES; PERFECT WITH POLISHED WOOD IN EVERY SHADE.

‘A NEUTRAL BASE FOR PICTURE FRAMES.’





# set the mood...


- WELCOMING -  
Great for halls and entryways, Jonquil is deliciously inviting, especially paired with glass details and antique mirrors.

- HARMONIOUS -  
The perfect neutral to use throughout your home.



WICKLEWOOD GHANIAN FRAMED FANS

Don't...  
just pair  
it with  
white!





# Invisible green

## 3 things to know

ONE - Inspired by the 19th century technique of painting railings green to disappear into the greenery.

TWO - This soft grass green is the perfect way to bring the outside in.

THREE - Soft and calm, though bold it won't eclipse other design elements - art, furniture.



## Cushion Combo #1

OAKLEAVES - PALOPO - THE ORIGINAL



“ A pop of pink - this classic combination is a match made in heaven. ”



# What to pair it with?

## CONTRAST

You can't go wrong with a crisp off white - we love Milk White or Silver White. Or our old favourite, green and pink with Nicaragua or Lavender.

## TONAL

Follow nature's example and go green on green with soft Tea Green or Pea Green, or pair with blue greens like Verdigris or Aquatic.

NICARAGUA

AQUATIC

VERDIGRIS

LAVENDER

## Cushion Combo #2

ANOUSHKA - KEMBLE - CABALLO

“

*Tone on tone - inspired by the outside, keep your scheme to blues and greens.*

”



## DESIGN NOTES

ADD ROBUST FABRICS - THINK VELVET, WOOL, FELT; COMBINE WITH STRONG PATTERNS AND CREWEL WORK; ADOPT AS AN UPLIFTING DOWNSTAIRS SHADE.

'A SPRING LAWN IN A TIN.'



“  
*Don't worry  
about it  
being too  
bright*

*- blended with  
natural  
pigments it  
will never look  
stark - you'll  
always want  
more...*

”

*set  
the  
mood.*

*- MAXIMALIST -*

*Let your creative  
instincts run wild and  
throw colours into the  
space. Mix large scale  
prints with small for a  
flamboyant eclectic  
look.*

*- OUTSIDE IN -*

*Take inspiration from  
nature and bring  
botanical prints and  
rich ochres into the  
room via your soft  
furnishings, for an  
instant sunshine hit.*





# Malahide

## 3 things to know

ONE - Coloured with rich iron oxide, this energetic tone packs a punch.


TWO - Orange tones are having a revival - with distinctly nostalgic notes, Malahide fuses modern with timeless.

THREE - Deep, magnetic, exotic all rolled into one colour.

## Cushion Combo #1

LINWOOD - HALSEY - TAMAHU

“ Make it pop. A bold but safe colour combo, orange and blue compliment and enhance one another perfectly. ”





# DESIGN NOTES

*'A BEAUTIFUL, BOLD BURNT ORANGE'*

ADD GILT FRAMES AND DARK POLISHED PIECES FOR A SOPHISTICATED CONTRAST. GREAT TO CHEER UP A BOOT ROOM OR DARK PASSAGEWAY ESPECIALLY WITH A TWO TONE SCHEME OR DARE WE MENTION - A 'FEATURE WALL'.



## What to pair it with?

### CONTRAST

Pairs beautifully with Drab Green for a chic yet playful country farmhouse look or be bold and brave and team with London Brown to make a real statement.

### TONAL

Keep it fresh, light and bright with Fine White or be a little braver and pair with Jonquil pink for a more peachy scheme.

FINE WHITE

JONQUIL

LONDON BROWN

DRAB GREEN

## Cushion Combo #2

PALOPO - SMALL MEDALLION - MALI

“  
*A purple person. If you need purple in your life then this burnt orange and aubergine combo is sophisticated yet fun.*  
”





# set the mood...

## - ENVELOPING -

*Pair with reds and browns for delicious warmth and an enticing, cosy vibe.*

## - UPLIFTING -

*Teamed with contrast colours and brighter accents it will lift any space.*

*Don't!  
Paint sparingly  
- if you use it,  
mean it. You  
won't regret  
it...*







# Rose

## 3 things to know

ONE - The Adams brothers popularised pink in 1770 and it hasn't gone out of style since.

TWO - Rose illustrates that natural pigments can give gentle but brilliantly bright colours.

THREE - 'Tis all in the name - think roses, think summer, think beauty.



## Cushion Combo #1

LINWOOD - SOMERSET - OSBORNE



“ A firm favourite. Pairing pink and green is a necessity. Elegant yet playful it's a winning combination. ”



POMPADOUR

ROSE TINTER WHITE

OCHRE

LIGHT OLIVE

VERDIGRIS



# What to pair it with?

## CONTRAST

A good yellow like Ochre or the classic pink and green combination with Light Olive Green, or Verdigris.

## TONAL

Perfect with Rose Tinted White for a softer palette, or deeper pinks like Pompadour.

## Cushion Combo #2

CIRCLES - TAMAHU - ORIGINAL



“

*Hue extraction. For a playful maximalist look pair your wall colours with hues extracted from the patterns on your soft furnishings.*

”

## DESIGN NOTES

*“THE DREAMIEST AND CREAMIEST OF ALL THE PINKS”*

SHOWCASE IN A ROOM WITH HIGH DWELL TIME - IT'S A MAGNET FOR HAPPY DAYS; PERFECT WITH WOODWORK; DREAMY FOR KITCHENS, SITTING ROOMS, BEDROOMS.





OAKLEAVES CUSHION



# set the mood...

- FEMININE -

*Amp up the pink, pairing it with different tones on fabrics and furnishings.*

- BOLD -

*Layer in blues and greens for a vibrant, colourful palette.*



CAPRI CUSHION