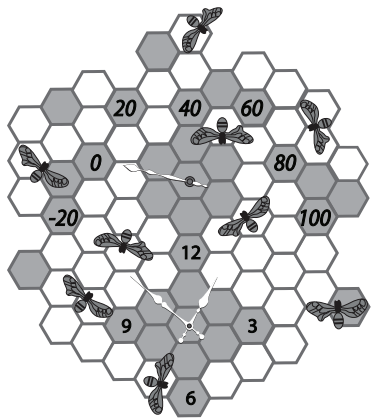
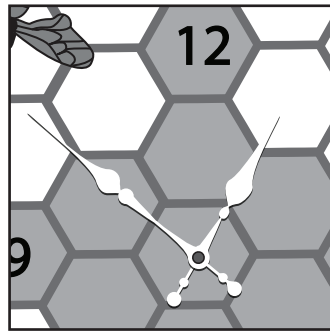


VB35108

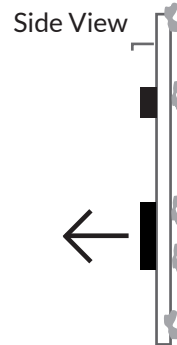
All Abuzz Clock & Thermometer



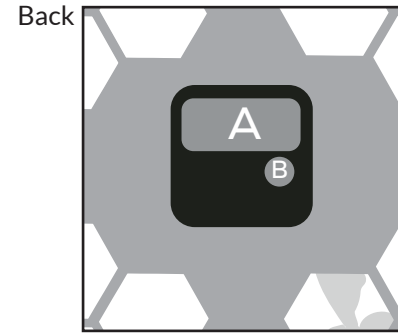
Front View



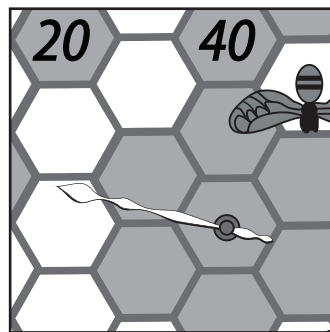
1a. Clock Hands:
Clock and thermometer hands may become compressed during shipment. Gently bend them into correct position, as required.



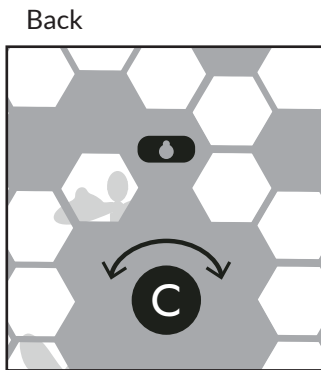
1b. Pull open the black box on the back of the clock. It may be a tight fit so using a flat head screwdriver to pop it off could be necessary.



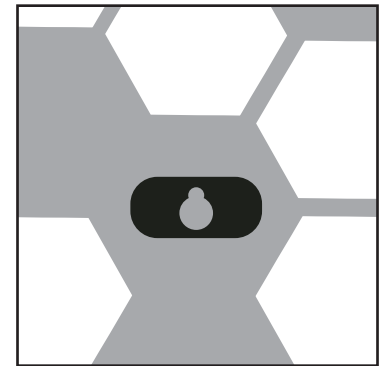
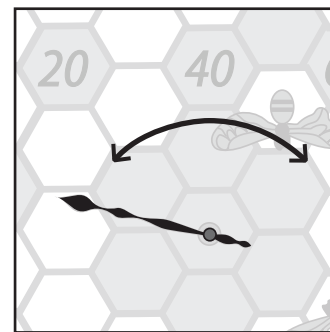
1c. Put an AA battery into A area shown above, and use wheel B shown above to adjust the time.



2a. Thermometer Hands



2b. Using the black knob area C, tune thermometer to your actual outdoor temperature.



3. After adjusting both clock and thermometer, you can hang the item using the hole at the top center of the back of the clock.