

NO5

HIPSEAT CARRIER

HOW TO USE NO5 HIPSEAT CARRIER

N^o₅

Premium hipseat embodying urban lifestyle and
eco-friendly materials



0 1 2 3 4 ⑤ 6 7 8 9 10

Number 5 is centered among decimal system, it means the balance and the harmony. No.5 is a model name depicting the harmony of the modern and simple urban lifestyle and the eco-friendly materials.

N^o5 SPECIFICATION



COLORS



SCANDINAVIA
North European
Style Design



MESH
Maximum Surface Area
Outstanding Air Permeability
Mesh Back



MELANGE
Unique Optimal Material
Melange Fabric

O1

2 Type Fabric Hood

It prevents the strong sunlight for the comfortable sleep of the baby, and protects the baby from ultraviolet lights, yellow dust and other various dusts. Also, it protects the baby from cold air and increases the thermal comfort. It could be used in two types of summer type and for all-seasons type.

<All-seasons Type>



<Summer Type>



O2

Head Rest

Through supporting the head and the neck of the infant, it allows the baby to use the hip seat in a proper position, and prevents the head of the sleeping baby being tilted.



O3

Side Pocket

The outer part of the hip seat is made of pockets that cell phones, wallets, and other goods may be stored, and was made from patterned design fabric.



O4

DURAPLEX Hip Buckle

DURAPLEX buckle acknowledged for safety and outstanding quality was used.



NO. 5

Slide Chest Buckle

As buckle fixing the two shoulder belts, rail-method slide buckle was used, and may be shifted to upper parts and the lower parts.



O6

Double Safety Device

The hip seat and the wrapper was connected once more with YKK Auto Lock zipper, and once more with safety belt that safety was enhanced.



O9

Bamboo Bib

Because babies facing front may drool or such the hip seat with their mouths, a bib was connected for babies to use the hip seats more hygienically and cleanly. The fabric used in the bib is an eco-friendly bamboo fabric, and because it absorbs moisture 1.3 times faster than general fabric, freshness is maintained for a longer period.

O7

Mesh Back

When the mesh cover is pulled down, the front is made from mesh, providing superb air permeability. It is optimal for use during the summer or for children with much body heat.



O8

Leg Sweep Prevention

The soft organic fabric prevents the sensitive baby skin from being swept.



10

Bamboo Spit Bib

By being attached on the two shoulder belts, it maintains the shoulder belts clean at all times. By using the snap buttons, the shape is not deformed for a longer usage, and does not irritate the baby's face. The fabric used in the bib is ecofriendly bamboo fabric, and because it absorbs moisture 1.3 times faster than normal fabric, it maintains freshness for a long time.



11

Stable Wide Velcro

Wide Velcro may be attached firmly, and because it could be adjusted according to its size, it may be easily be used. (up to 41 inches) Wide Velcro increases support that it supports the weight of the baby firmly and effectively.



12

Non-Toxic EPP Molding

Because it uses light and firm non-toxic EPP molding form, it is not deformed, and it may be used semipermanently.

13

Safety Caution Illustration

For the cautions to be understood more easily, it was expressed in illustrations.



14

AIR MESH Shoulder Belt

Because air mesh shoulder belt is outstanding in terms of air permeability, it may be used more freshly during the summer. Also, through high-elasticity cushion, the product does not strain the shoulders by its long use.



15

Ecofriendly! Non-slip Pad

The hip seat part has used organic rubber material that has passed harmful material tests to prevent the baby from slipping.





No.5, made the most safely with the best materials.

Using carefully selected materials from the zipper to the Velcro.



POGNAE uses Velcro that has received OEK-TEX certification,

OEKO-TEX is a certificate mark proving that no harmful substance was included in the fabric product. Products proper for the usage of children under 3 are attributed the certification, and it is the most prestigious organic certification mark certifying that formaldehyde, heavy metals and other substances that may occur from the processing of the fabric has been limited, and that the product is proper for the human body.



POGNAE uses the best organic fabric receiving GOTS certification,

GOTS is an international organic fabric standard founded by the IWG with the OTA of the United States, IVN of Germany, Soil Association of England, and JOCA of Japan to create standards on organic fabric products. No.5 is made by the best organic fabrics receiving GOTS certification.



POGNAE uses the most luxurious zipper, YKK.

'Luxury zipper!' We use YKK stop zipper having more than 50% share of the world market, with outstanding durability of usage over 10,000 times.



POGNAE uses the No.1 buckle in the world, WOJIN PLASTIC.

WOJIN PLASTIC is a buckle corporation having more than 40% of the world's plastic buckle market, and is acknowledged for its world-class function and technology. It cannot be compared to Chinese buckles vulnerable to shock or pressure.

Yes, that is why you should select POGNAE hip seat.

Experience the technology of POGNAE!

01 POGNAE's Ergonomic Design



Posture not recommended (X) Recommended posture (O)

The No.5 hip seat was designed for the baby's legs to move from 90 to 120 degrees naturally in M shape. Such M shape lessens the pressure on the joints to hold the baby in the position of not pressuring the hip joint.

Why Babies Should be Held in the M-Posture

It takes months for the baby's joints, which had been bent in a froglike posture in the mother's womb for a long time. It is natural that the babies are not stretching their legs. When wrong baby carriers are used, the baby's legs do not maintain stably stretched position, and if they are stretched, it may cause the disjuncting of the baby's hip joints.

※ Reference : International Hip Dysplasia Institute (IHDI)



02 The larger the better hip seat? NO! POGNAE's maximized seat size



Best Size!

Seat completed through continuous research and development was made in the optimal size for both the mother and the baby to feel comfortable. The optimized size disperses the baby's body weight effectively to grant light feeling for the mother. Also, through the minimization of unnecessary space, it helps the baby to have emotional stability and to have proper posture.

03 Hip Seat for the Four Seasons Cool in the Summer! Warm in the Winter!

No.5 hip seat is a product usable for the all seasons. In the summer, by letting the cover down, it maintains the back and the hip of the baby cool, and in the winter it raises the cover to protect the baby from the vicious cold.




*Comb-shaped mesh's outstanding
air permeability!
The maximum size mesh!*



Use No.5 in the following circumstances

When to use the hip seat



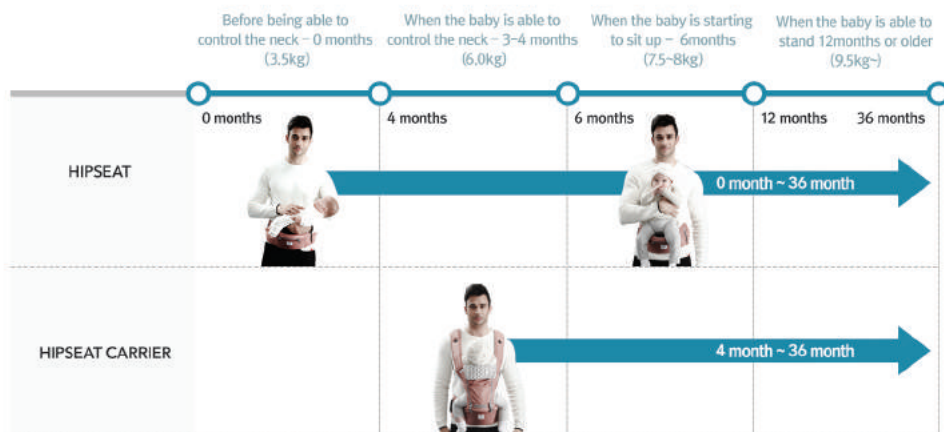
- ① When holding the baby frequently indoors
- ② When the baby whines or needs to be burped
- ③ Soothing the baby and putting the baby to sleep
- ④ For the mother's wrists
- ⑤ When going out for a short distance
- ⑥ When baby carriers feel burdensome
- ⑦ When needing to hold the baby fast

In usage of the hip seat + baby carrier



- ① When holding curious baby in a kangaroo-like position for a long time
- ② When the baby whines often because the prior baby carrier is stuffy
- ③ When the mother needs to use the two hands freely
- ④ When having to carry the baby on the back
- ⑥ When going out for a long time

Recommended Usages for the Baby's Age



* The usage of the product may vary according to the growth of the baby

Putting on No.5



① Place the hip seat on the back, and place the hip belt on the waist above the hip bone.



② Breathe in deeply to attach the belt's Velcro as tightly as possible.



③ The two pieces of Velcro must be placed on each other tightly to support the baby seat firmly.



④ Lock the buckle and tighten the belt.
The tighter the belt is, the higher the supporting power to ease the usage.




⑤ Turn the hip seat placed on the back to the front.



⑥ Place the baby on the hip seat.



⑦ Support the baby's back with one hand and put on the shoulder belt with the other hand.



⑧ Put on the remaining seat belt in the same way.
Check if the baby is sitting on the proper place.

Usage of No.5



01 Facing Each Other / Hip Seat



02 Facing Front / Hip Seat




03 Carrying on the Back / Hip seat + Baby Carrier



04 Sleeping Hood Connection / Hip Seat + Baby Carrier



05 Holding on the Chest / Hip Seat + Baby Carrier



06 Facing Front / Hip Seat + Baby Carrier

Cautions in Connecting the Zipper



① Connect the hip seat and the wrapper with zipper, and zip up.



② When the zipper's handle is placed on the right, it locks automatically, and the zipper does not open.



③ Place the connection belt on the wrapper through the safety hook of the hip seat,



④ Place the both belts through the safety hook in the same way and fasten the snap button,



⑤ Connect all the zippers and the safety belt as in the photo!

No.5 Authentication Method

No.5 Authentication Method

- ① Visit the POGNAE homepage, www.pognae.com
- ② Visit the authentic product registration category.
- ③ Input the serial number and other information and complete authentication.
- ④ Scan the QR code at the lower part of the product authentication details and input serial number and other information.

Cautions in Authentic Product Registration

- ① Authentic Product Registration Period : Please do register within 1 month of receiving the product.
- ② The authentication number cannot be transferred to another person.
- ③ The authentication hologram sticker is provided once in purchase of the product, and is not provided again in loss or damage.



The serial number tag is attached on the product.

명판과 숫자 조합으로 이루어진 시리얼번호는 아래 입력란에 입력하세요.

시리얼번호

시리얼번호확인



QR code

N^o5 CAUTION

Cautions in Usage

- If the buckle or stitches are damaged before use, usage must be stopped immediately to prevent accidents.
- When using the wrapper, it must be checked if all the buckles are clasped properly.
- When holding the baby, undo the waist belt after placing down the baby safely since the baby may slip or fall.
- When using the hip seat without wrapper, place it on the waist, not on the hip bone.
- When connecting the hip seat and the wrapper, put the hip seat on the waist and lower it down onto the hip bone.
- When the waist belt is loosely put on, it burdens the waist and the back, so put them on as tightly as possible.
- The hip seat must be placed behind the waist for the Velcro to be attached tightly.
(Refer to Picture 1 to put on the hip seat)
- The two pieces of Velcro must be attached accurately to hoist the baby effectively.
- The user's hand must be in a position of protecting the baby to guard against any hazards that might occur.
- When not used to using the product, put on the product on a cushioned surface or with a helper.
- When putting on the product or storing the product, be cautious as the Velcro may cause fluffs when touching the hip seat.

Cautions in Washing

Before washing, please do check the cautions.

Damages through inaccurate washing or drying is not a reason for exchanges or refunds.

- Since the organic fabric did not use harmful fixing agents (compound ingredient preventing the changes in color), color may be washed out naturally after washing and drying.
Since the following are not product damages, after-services are not allowed.
- Before washing, please take the molding form out of the hip seat.
- Please do attach the Velcro of the hip seat, fasten the Velcro and place in washing nets to wash.
- When washing without the Velcro attached, fluffs may occur from the damages of the fabric.
- Wash alone in cold water.
- Do not soak in water for a long time, and do not wash with hot water or boil
- Wash lightly with wool washing.
- When drying, avoid direct sunlight and dry in well-ventilated shade.
- Wash slight contaminations, or wash partially, and avoid machine washing.
- Drying with drum washing machines or driers may cause damages and deformations such as the product shrinking.
- If the detergents for baby products contain alkali substances, it may cause discoloration and bleaching, so please use neutral detergents.



CB161A003-5001

0 1 2 3 4 ⑤ 6 7 8 9 10



www.pognae.com