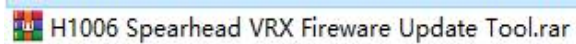
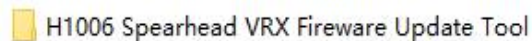


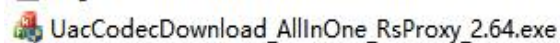
Step1:Unzip attachment:



Step2:Open



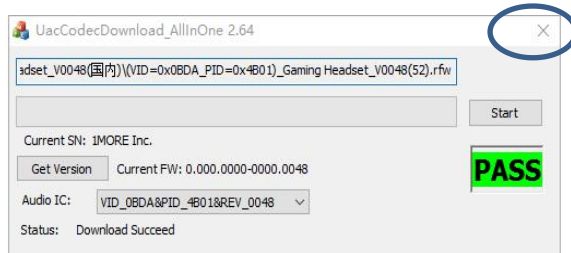
Step3:Open 【UacCodecDownload\_AllInOne\_RsProxy\_2.64.exe】



Step4:Open 【Click Start & Autoexe burning】



Step5:Open 【Burned pass & Closed Burning process】



Step6:Restart the PC, and then unzip and installing driver as attachment.

