

XL-CP74A30x

Part No: various

ExpertSystem XL

Safety edge / Contact profile

This datasheet provides technical data about single parts of the ExpertSystem XL safety edge family. Safety edges (also called sensors) are part of pressure-sensitive edge systems according to EN ISO 13856-2. A pressure-sensitive edge system consists of a safety edge and a control unit and its intended use is for pressure-sensitive protection systems.

Contact profile data

Designation / Art. No.	XL-CP74A / 389109
Dimensions in mm (Tolerances acc. to DIN ISO 3302-1 tl. E2)	H 74 x W 37
Contact profile material	EPDM, non-conductive, black
Hardness	70 Shore A (+/- 5)
Switching contact material	EPDM, conductive
Delivery length	max. 25 m
Weight per meter	0.89 kg/m

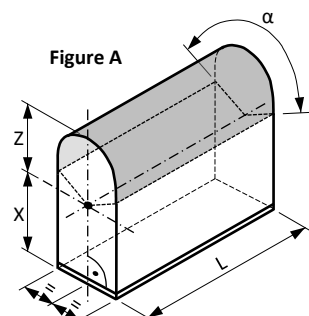
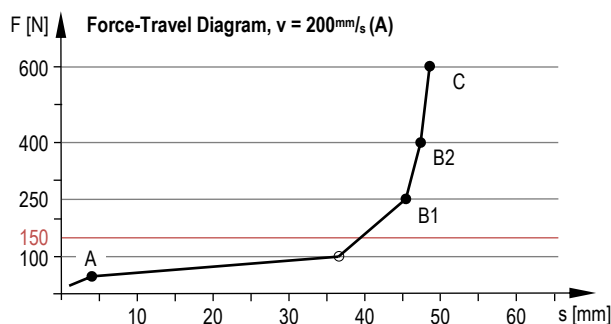
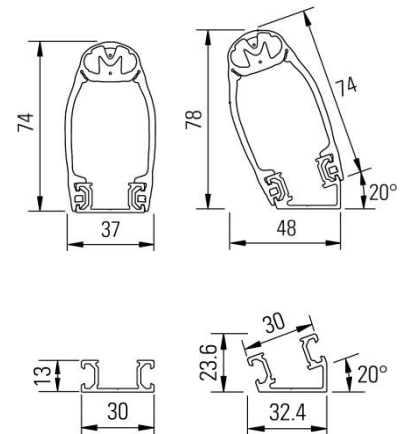
Mounting profiles data

Designation	XL-AP30	XL-AP3020	XL-AP30Q	XL-AP3020Q
Art. No.	402162	409584	412005	412007
Material / Finish	Al / nature	Al / anod. black	Al / nature	Al / anod. black
Weight per meter	0.29 kg/m	0.38 kg/m	0.26 kg/m	0.35 kg/m
Delivery length	max. 6.1 m			

Safety edge data

Designation / Art. No.	XL-CP74A30x / various, see brochure
Single sensor, length (min. / max.)	0.3 m / 20 m
Cable length, max.	40 m
Combined single sensors: max. number / sensor length in total / cable length in total	4 sensors / 20 m / 40 m
Mounting orientations	All orientations
Effective sensing surface (Figure A)	X = 34 mm / Z = 40 mm $\alpha = 150^\circ$ / L = sensor length
Actuating distance / Pre-travel (A / 200mm/s)*	< 4 mm
Actuating force (A / 200mm/s)*	< 45 N
Overtravel at 250 N (B1)*	> 41 mm
Overtravel at 400 N (B2)*	> 42 mm
Total travel at 600 N (C)*	> 48 mm
Operating temperature	-20°C to 60°C
Switching cycles	> 10'000
Degree of protection	IP67
Max. voltage	24 V ACDC
Continuous current load at max. voltage	10 mA
Actuation resistance (typical / max.)	50 - 150 Ohm / 500 Ohm
Standards	EN ISO 13856-2 / EN 12978
EC type examination certificate No.	E 7194 (Suva)

* Acc. to EN ISO 13856-2; Test piece \varnothing 80 mm; Test location c3; Test speed (A) 200 mm/s; Temp. 20°C
The actuating force and the deformation travels depend on the response time of the used signal processing unit. If the integrated radio transmitter XRF-TI is used, the overtravel and total travel values are reduced by 8mm, where the XRF-TI is located.



XL-CP74A36x

Part No: various

ExpertSystem XL

Safety edge / Contact profile

This datasheet provides technical data about single parts of the ExpertSystem XL safety edge family. Safety edges (also called sensors) are part of pressure-sensitive edge systems according to EN ISO 13856-2. A pressure-sensitive edge system consists of a safety edge and a control unit and its intended use is for pressure-sensitive protection systems.

Contact profile data

Designation / Art. No.	XL-CP74A / 389109
Dimensions in mm (Tolerances acc. to DIN ISO 3302-1 tl. E2)	H 74 x W 43
Contact profile material	EPDM, non-conductive, black
Hardness	70 Shore A (+/- 5)
Switching contact material	EPDM, conductive
Delivery length	max. 25 m
Weight per meter	0.89 kg/m

Mounting profiles data

Designation	XL-AP36	XL-AP3620	XL-AP36Q	XL-AP3620Q
Art. No.	402163	409585	412006	412008
Material / Finish	Al / nature	Al / anod. black	Al / nature	Al / anod. black
Weight per meter	0.36 kg/m	0.45 kg/m	0.33 kg/m	0.42 kg/m
Delivery length	max. 6.1 m			

Safety edge data

Designation / Art. No.	XL-CP74A36x / various, see brochure
Single sensor, length (min. / max.)	0.3 m / 20 m
Cable length, max.	40 m
Combined single sensors: max. number / sensor length in total / cable length in total	4 sensors / 20 m / 40 m
Mounting orientations	All orientations
Effective sensing surface (Figure A)	X = 34 mm / Z = 40 mm $\alpha = 150^\circ$ / L = sensor length
Actuating distance / Pre-travel (A / 200mm/s)*	< 4 mm
Actuating force (A / 200mm/s)*	< 45 N
Overtravel at 250 N (B1)*	> 41 mm
Overtravel at 400 N (B2)*	> 42 mm
Total travel at 600 N (C)*	> 48 mm
Operating temperature	-20°C to 60°C
Switching cycles	> 10'000
Degree of protection	IP67
Max. voltage	24 V ACDC
Continuous current load at max. voltage	10 mA
Actuation resistance (typical / max.)	50 - 150 Ohm / 500 Ohm
Standards	EN ISO 13856-2 / EN 12978
EC type examination certificate No.	E 7194 (Suva)

* Acc. to EN ISO 13856-2; Test piece \varnothing 80 mm; Test location c3; Test speed (A) 200 mm/s; Temp. 20°C
The actuating force and the deformation travels depend on the response time of the used signal processing unit. If the integrated radio transmitter XRF-TI is used, the overtravel and total travel values are reduced by 8mm, where the XRF-TI is located.

