

ProLoop2

Loop detector for industrial doors and gates, car parks and parking bollards

Intelligent, simple, compact

- Minimal start-up time thanks to simple programming and simulation capability
- Multitude of functions and flexible settings
- High operational safety also at power failure lasting for days
- Easy and self-explanatory operation
- Automatic measurement and display of the loop inductivity
- Immediate fault detection on the illuminated LCD display

ProLoop2


Loop detector for industrial doors and gates, car parks and parking bollards

Detection with a system

Every loop detection operation is performed with total reliability when using ProLoop2. The ProLoop2 system monitors and evaluates using induction wire loops laid in the ground and in this way recognises metal vehicles of all types: Bicycles, cars, forklifts, trucks or truck/trailer combinations with drawbars are detected with precision. The intuitive operating and display concept makes ProLoop2 particularly user-friendly and guarantees the highest levels of reliability because the loop is electrically isolated from the detector.

ProLoop2 – there's nothing easier


Intelligent software and compact design make operation and start-up really easy. The device variant with 11-pin connection permits rapid modernisation of your loop system simply by plugging new units onto the existing bases.



Your benefits

Rapid start-up

The programming is easy to understand. With the two buttons and the LCD display, the operation of ProLoop2 is very user friendly.




Easily serviced and monitored

The operating mode and parameters can be simply checked at a single glance on the easy-to-read LCD display unit.



Individually adjustable

Adjustment using the optimized sensitivity adjustment in 9 stages.




Integral measuring device

Automatic measurement and display of loop inductivity.



Programmable at any time

The functions can rapidly be adjusted: timing delays and other parameters can be individually programmed.



Power failure safety

The situation which existed before the power failure is reliably stored. After the power has been re-established, the current value is compared with the stored value and the outputs are switched according to the loop activation.



Additional accessory

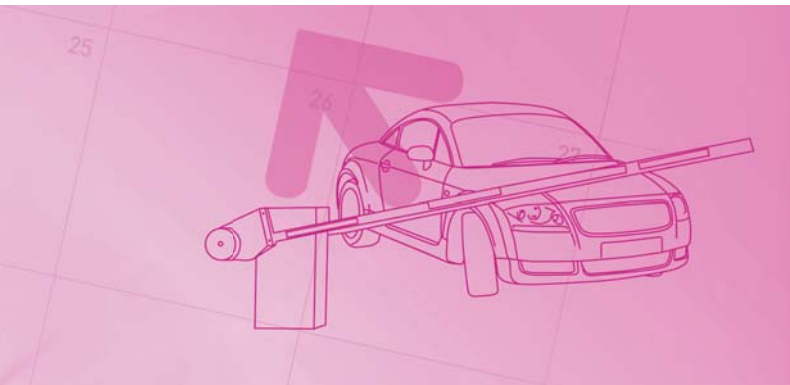
The pre-assembled induction loop is an important component of the loop detection system. It is laid in the ground and can be supplied in different sizes. Replacement bases are available for the 11-pin ProLoop (DIN rail profile).



Plug-in base (11-pin)



Pre-assembled loop



Applications

Situation

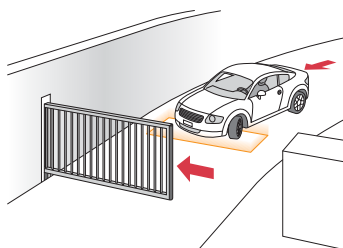
Used with sliding gate

Solution

- The opening and closing of gates in inside and outside areas

Benefits

- Contact-free activation of gate installations
- Reacts with all metal vehicles



Situation

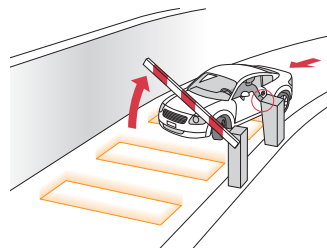
Used in barrier installations

Solution

- The opening and closing of barriers at entrances and exits of parking installations
- Activation of parking ticket machines

Benefits

- For displaying occupancy in car parks
- The opening pulse of the barrier can also be used for counting



Situation

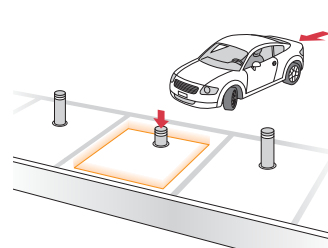
Use with bollards

Solution

- Activation of bollards at entrances, car parks, streets and pedestrian zones
- Prevents false tripping when the bollard is activated

Benefits

- No collision between the vehicle and the bollard, even after a power failure



Situation

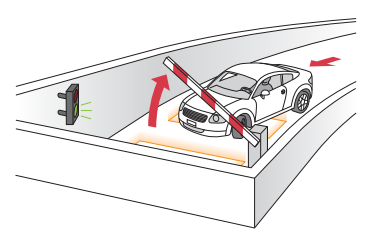
Entrance at gates with traffic light system

Solution

- Control of gates and light signals at entrances and bottlenecks with poor visibility

Benefits

- Well-defined control of traffic
- Targeted activation by directional logic
- Reduced waiting times due to optimized traffic flow



Order details



Article no.	Description
1-loop devices	
262596	ProLoop2 1.24 ACDC 1-loop detector with 2 relay outputs
262597	ProLoop2 1.A.24 ACDC 1-loop detector with 2 relay outputs and alarm output
262598	ProLoop2 1.LVAC 1-loop detector with 2 relay outputs
262599	ProLoop2 1.A.LVAC 1-loop detector with 2 relay outputs and alarm output
2-loop devices	
262670	ProLoop2 2.24 ACDC 2-loop detector with 2 relay outputs
262671	ProLoop2 2.A.24 ACDC 2-loop detector with 2 relay outputs and alarm output
262672	ProLoop2 2.LVAC 2-loop detector with 2 relay outputs
262673	ProLoop2 2.A.LVAC 2-loop detector with 2 relay outputs and alarm output
11-pin connection variant	
299855	ProLoop2 1.S.24ACDC, without plug-in base 1-loop detector with 2 relay outputs
299857	ProLoop2 1.S.230AC, without plug-in base 1-loop detector with 2 relay outputs
299858	ProLoop2 2.S.24ACDC, without plug-in base 2-loop detector with 2 relay outputs
299900	ProLoop2 2.S.230AC, without plug-in base 2-loop detector with 2 relay outputs
209745	Plug-in base ES12 for ProLoop2 x.S.
Accessories	
213928	Pre-ass. loop, loop circum. = 6 m, Supply cable = 10 m
213934	Pre-ass. loop, loop circum. = 8 m, Supply cable = 10 m
213901	Pre-assembled loop, loop circumference = 10 m, Supply cable = 10 m
213904	Pre-assembled loop, loop circumference = 12 m, Supply cable = 15 m
	Other dimensions on request: Loop circumference min. 6 m, max. 25 m; Supply cable max. 50 m



Supplementary products

ClickLine

Electrical safety edge
Rubber profiles with click-fit foot



CoverLine

Electrical safety edge
Rubber profiles for clicking in at the side



Technical specifications

Mechanical data

Housing	DIN	For DIN rail mounting Material PA red-grey
	11-pin	Lower part with 11-pin connector, material PA black; hood, material PPE red
Dimensions	DIN	22.5 mm x 94 x 90 (W x H x D)
	11-pin	36 x 74 x 88 mm (W x H x D)
Weight	DIN	140 g
	11-pin	100 g (24 V), 185 g (230 V)
Type of connection	DIN	Clamp-type terminals
	11-pin	11-pin connector
Loop supply cable		Ø 1.5 mm ² , min. 20 twists per meter Max. 100 m at 20–40 µH Max. 200 m at over 40 µH

Electrical data

Supply voltage	DIN	24 V AC -20% to +10% 84 mA 24 V DC -10% to +20% 84 mA 100–240 V AC ±10%, 50/60 Hz, 23 to 12 mA
	11-pin	24 V AC -20% to +10% 84 mA 24 V DC -10% to +20% 84 mA 230 V AC -15% to +10% 16 mA
Power consumption	DIN	Max. 2.9 VA
	11-pin	24 V, 1.2 VA, 230 V AC, 3.7 VA
On duration		100%
Loop inductivity		Max. 20–1000 µH Ideal 80–300 µH
Frequency range		4 stages
Sensitivity		Frequency modulation: 0.01 – 1.00% in 9 stages
Hold time		Infinite (factory setting), or according to programming (2 independent time bases)
Loop resistance		< 8 Ohm incl. supply cable
Output relay	DIN	Loop: max. 240 VAC, 2 A / 30 VDC; 1 A; AC-1 Alarm: max. 40 VACDC, 0.3 A, AC-1
	11-pin	240 VAC, 2A, AC1
Channel switching time		1-loop device 25 ms 2-loop device 50 ms
Max. ascertainable vehicle speed		50 km/h with the appropriate loop
Compliance		R&TTE 1999/5/EC

Ambient conditions

Type of protection	IP20
Operating temps.	-20 °C to +60 °C
Storage temperature	-40 °C to +70 °C
Humidity	< 95 %, no condensation

Note

Technical details and recommendations on our products are based upon experience and represent guidelines for the user. Details in brochures and specification sheets do not guarantee any special product features, apart from those which we confirm in individual cases. We reserve the right to make changes as the result of technical developments.

BBC Bircher Smart Access

Wiesengasse 20
8222 Beringen
Switzerland
Phone +41 52 687 11 11
info@bircher.com
www.bircher.com