

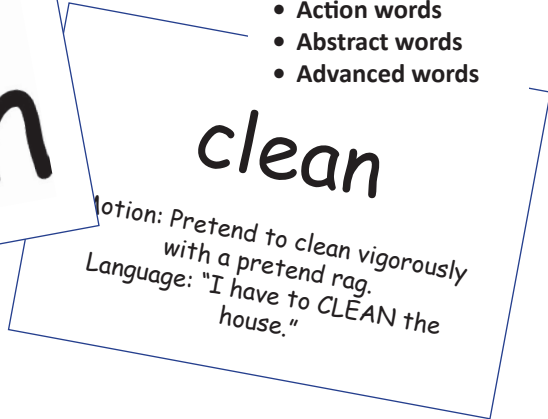
Experience the Difference!

Try SnapWords® With Your Child!



Samples Include:

- Beginning words
- Action words
- Abstract words
- Advanced words



Beginning word




©2001 Sarah Major

Beginning word



©2001 Sarah Major



©2001 Sarah Major

jump

Motion: jump in place.
Language: "I can JUMP high."

© 2001 Sarah Major

HOW TO USE THESE CARDS:

Print 2-sided and cut the words apart. Tell your child what each word says right away so they don't associate the wrong word with the picture.

LEARNING: Ask them what they notice about the pictures. Read the sentence on the back and do the related body motion. Ask your child to "see" the picture word in their imagination -visual learners will remember the word and the picture and the body motion all at once. Kinesthetic learners will rely heavily on the body motion to recall the word.

Continue on with all the words until your child can read the picture sides without hesitating. Don't be surprised if your child can read and remember all the words!

TRANSITIONING: Next, turn the cards over to the plain printed side. See how many words they can read without the picture. As they are looking at the plain side of the card, ask what they remember of the picture. This method relies on visual and body memory rather than on memorization.

RECALLING: A bit later, show your child the plain words again and gauge their recall. You may also want to see if your child can write the words from the image they stored in their imagination.

All images are © 2001 Sarah K Major. All rights reserved.
May not be copied, reproduced or distributed in any form.

fly

Motion: spread your arms like you're flying.
Language: "I want to FLY my plane and rocket!"

© 2001 Sarah Major

help

Motion: raise both arms up, reaching.
Language: "HELP, HELP!"

© 2001 Sarah Major

Action word



©2001 Sarah Major

Action word



©2001 Sarah Major

Action word



©2001 Sarah Major

Action word



©2001 Sarah Major

buy

Motion: reach in your wallet or purse to take out money.
Language: "I am going to BUY this teddy bear."

© 2001 Sarah Major

pull

Motion: grasp an imaginary rope and lean back as though pulling.
Language: "PULL hard on the rope!"

© 2001 Sarah Major

laugh

Motion: clap your hand onto your forehead and tilt head back as though laughing.
Language: "They LAUGH at the baby with food on his head!"

© 2001 Sarah Major

grow

Motion: stretch yourself up as though growing taller.
Language: "This plant will GROW tall!"

© 2001 Sarah Major

Abstract word



©2001 Sarah Major

Abstract word



©2001 Sarah Major

Abstract word



©2001 Sarah Major

Abstract word



©2001 Sarah Major

while

Motion: tap foot as if waiting impatiently
Language: "I had to wait **WHILE** they talked."

© 2001 Sarah Major

as

Motion: wave with left hand and pretend to grip handlebars with right hand.
Language: "They waved **AS** they rode by."

© 2001 Sarah Major

myself

Motion: slump your shoulders and look very pitiful.
Language: "I am all by **MYSELF**."


© 2001 Sarah Major

does

Motion: preen, as though looking at yourself in the mirror.
Language: "**DOES** my dress look nice?"

© 2001 Sarah Major

Advanced word



©2001 Sarah Major

Advanced word



©2001 Sarah Major

Advanced word



©2001 Sarah Major

Advanced word



©2001 Sarah Major

caught

Motion: pretend to hold up your mitt triumphantly.
Language: "I was happy that he CAUGHT the ball!"

© 2001 Sarah Major

enough

Motion: push out tummy and pat with both hands.
Language: "I've had more than ENOUGH to eat!"

© 2001 Sarah Major

brought

Motion: pretend to drag a huge balloon behind you.
Language: "We BROUGHT this huge, pink balloon."

© 2001 Sarah Major

through

Motion: weave arm in and out as though it is a snake.
Language: "The green snake slithered THROUGH the fence."

© 2001 Sarah Major