



# Guide

## SnapWords® Center Kits



child1st.com  
800-881-0912

In using the 306 SnapWords® Center Kit, refer to the instructions provided in the 306 Teaching Kit.  
For the 607 SnapWords® Center Kit, use the instructions provided in the 607 Teaching Kit.




### 1. Start with SnapWords® Center Cards

Separate your SnapWords® cards into levels (see the colored, numbered dot in the bottom right hand corner) and fasten each level with a looseleaf book ring (included in the Center Kit).


### 2. Find Your Activity Cards & Stands

There are six different activity cards provided. You will be pairing children to work together. Each pair of children will have one activity card assigned to them. Just slip the desired activity card into a card holder and the children will follow the directions.





### 3. Introduce SnapWords® by Level as per Mini-Lessons

As you teach SnapWords® to your whole group (as outlined in *SnapWords® Mini-Lessons*), your students will still have to practice with a partner on their own level. The activity cards provided will work no matter what level your student partners are on. After you introduce SnapWords® to your whole group, 6 students at a time will be able to rotate through the SnapWords® Independent Center. (*SnapWords® Mini-Lessons* comes as part of SnapWords® Teaching Kits.)



# More!



## 4. Use *Sight Words in Sentences*

Two of the activities will involve *Sight Words in Sentences* (for the 306 Kit) or *The Complete Sight Words in Sentences* (for the 607 Kit). This book will help partners practice reading for fluency. Then it will serve as a pre-test resource as the partners check each other's readiness for passing up to the next level of SnapWords®.

## 5. Reading Phones

Reading phones are sound amplification devices that serve several purposes in this Kit.

- Child who is reading will be holding the reading phone. This helps him keep focused on reading.
- Teacher can see at a glance who is reading and who is listening - only the children holding reading phones should be talking.
- Sound of child's own voice is amplified, thus assisting with phonemic awareness and reading fluency.
- Because the reading phone amplifies the child's voice, he/she will be able to read more quietly.

## 6. Assessment

Each time partners inform you that they know their assigned level of SnapWords®, you may choose to use Sight Words in Sentences (either version) to listen to them yourself. Alternately, you can use a checklist if you just need to determine if they can recognize their words. You can download one for free on our website.

Recommended  
next steps...

## *Easy-for-Me™ Children's Readers*

These amazing readers follow the sequence of SnapWords® introduced in Mini-Lessons. Readers are Levels A-D corresponding with SnapWords® Lists A-D. These books are not included in SnapWords® Center Kits, but are available from our website: [child1st.com](http://child1st.com)