


HOW TO GET THE MOST OUT OF SNAPWORDS® LIST A

WE LOVE SIGHT WORDS!





But learning sight words is just a stepping stone to reading!

SnapWords® work wonders in getting children reading high frequency words. But we don't stop there!

Take your students from zero to really reading in a few simple steps.

HERE'S HOW:

1. Teach the words by Level. Each card is marked with a green dot and a number. Find all the cards from one level at a time.
2. Display that Level of cards in your pocket chart.
3. Teach words using one of 3 different resources: *SnapWords® Mini-Lessons*, *Beyond Sight Words Activities A*, or *How to Teach SnapWords®*
4. Assess the word list for current Level (page 2). Use the sheet for progress reports.
5. Practice reading activities using the words in context - See *Beyond Sight Words Activities & Easy-for-Me™ Children's Readers Set A*
6. Assess reading sight words in passages. See page 3.
7. Use *Easy-for-Me™ Teaching Kit 1* for a complete reading program for grades K-1.



7. Teach Reading - *Easy-for-Me™ Reading Kit 1* (K-1)



LIST A ASSESSMENT OF WORDS:

Name _____

- | | | | | |
|--------------------------------|---------------------------------|---------------------------------|-----------------------------------|---------------------------------|
| Level A-1 | Level A-2 | Level A-3 | Level A-4 | Level A-5 |
| <input type="checkbox"/> - a | <input type="checkbox"/> - it | <input type="checkbox"/> - out | <input type="checkbox"/> - said | <input type="checkbox"/> - have |
| <input type="checkbox"/> - at | <input type="checkbox"/> - sit | <input type="checkbox"/> - so | <input type="checkbox"/> - we | <input type="checkbox"/> - make |
| <input type="checkbox"/> - on | <input type="checkbox"/> - to | <input type="checkbox"/> - big | <input type="checkbox"/> - come | <input type="checkbox"/> - ran |
| <input type="checkbox"/> - by | <input type="checkbox"/> - up | <input type="checkbox"/> - has | <input type="checkbox"/> - did | <input type="checkbox"/> - an |
| <input type="checkbox"/> - in | <input type="checkbox"/> - or | <input type="checkbox"/> - will | <input type="checkbox"/> - here | <input type="checkbox"/> - back |
| <input type="checkbox"/> - me | <input type="checkbox"/> - help | <input type="checkbox"/> - can | <input type="checkbox"/> - little | <input type="checkbox"/> - his |
| <input type="checkbox"/> - no | <input type="checkbox"/> - I | <input type="checkbox"/> - like | <input type="checkbox"/> - want | <input type="checkbox"/> - are |
| <input type="checkbox"/> - not | <input type="checkbox"/> - my | <input type="checkbox"/> - stop | <input type="checkbox"/> - you | <input type="checkbox"/> - jump |
| <input type="checkbox"/> - the | <input type="checkbox"/> - see | <input type="checkbox"/> - but | <input type="checkbox"/> - call | <input type="checkbox"/> - as |
| <input type="checkbox"/> - and | <input type="checkbox"/> - now | <input type="checkbox"/> - get | <input type="checkbox"/> - for | <input type="checkbox"/> - if |
| <input type="checkbox"/> - go | <input type="checkbox"/> - do | <input type="checkbox"/> - play | <input type="checkbox"/> - look | <input type="checkbox"/> - hi |
| <input type="checkbox"/> - is | <input type="checkbox"/> - he | <input type="checkbox"/> - down | <input type="checkbox"/> - this | |

Words Correct:	Words Correct:	Words Correct:	Words Correct:	Words Correct:
_____	_____	_____	_____	_____

Date:	Date:	Date:	Date:	Date:
_____	_____	_____	_____	_____

LIST A ASSESSMENT OF PASSAGES:

Name _____

Child will read the sentences below. Extra words: Cat, Dog, Home, Dad, Orange. Record number of words read correctly in boxes.

List A Level 1 See also Easy-for-Me™ Children's Readers Set A Books 1-4	WORDS:
1. A cat. Go in Cat! Dog is at home. Cat is at home.	13 /
2. Cat is on Dog. No, Cat! Not on Dog!	9 /
3. The Dog is by me and the Cat is by me.	11 /
Total word count/ Words read correctly:	33 /
List A Level 2 See also Easy-for-Me™ Children's Readers Set A Books 5-7	WORDS:
1. I help my dad now. I see dog. He is not a help!	13 /
2. Dog and Cat sit up. Dog and Cat do not help!	11 /
3. "Dog and Cat, it is to help now or to go!"	11 /
Total word count/ Words read correctly:	35 /
List A Level 3 See also Easy-for-Me™ Children's Readers Set A Books 8-11	WORDS:
1. I will get down so I can play. I can go out now!	13 /
2. He has a big dog. I like to play, but I will stop now!	14 /
3. He will go out, but I can not.	8 /
Total word count/ Words read correctly:	35 /
List A Level 4 See also Easy-for-Me™ Children's Readers Set A Books 12-14	WORDS:
1. You said, "Come, look here. Did you get a little dog?"	11 /
2. I said, "This dog is for me, not for you!"	10 /
3. "You want a big dog to call. We can get a big dog!"	13 /
Total word count/ Words read correctly:	34 /
List A Level 5 See also Easy-for-Me™ Children's Readers Set A Books 15-22	WORDS:
1. I have to make it back, so I ran! We are to play now.	14 /
2. I ran to his home. It is as big as my home.	12 /
3. I see an orange cat, "Hi. Jump down and we will play."	12 /
Total word count/ Words read correctly:	38 /