



Alphabet

Tales

By Sarah K Major



By Sarah K Major

Alphabet Tales

Ages 2 and up.

© 2006 Sarah K Major

© 2015 Sarah K Major - Revision

ISBN: 978-0-9829873-3-9

Printed in the United States of America

Design, storyline, illustrations: Sarah K Major

Published by Child1st Publications, LLC

800-881-0912 (phone)

888-886-1636 (fax)

www.child1st.com

All rights reserved. The reproduction of this book for any reason is strictly prohibited. No form of this work may be reproduced, transmitted or recorded without written permission from the publisher.

Other work by this author:

SnapWords® sight words and stylized alphabet. *The Illustrated Book of Sounds & Their Spelling Patterns*, *Right-Brained Multiplication & Division*, *Right-Brained Place Value*, *Right-Brained Addition & Subtraction*, *Right-Brained Fractions*, *The Complete Sight Words in Sentences*, *The Illustrated Book of Sounds & Their Spelling Patterns*, and the *Easy-for-Me Reading Program*.

Easy-for-Me™ takes the clutter out of teaching reading, presenting only the essentials in a way that is easily absorbed.

The Easy-for-Me™ Reading Curriculum provides parents and teachers with a powerful tool for teaching children to read, no matter the level of prior knowledge. The simple, concise lessons take children from the very first sound straight into the art of reading and writing. Each new concept taught is connected to the previous one so that no idea is unrelated. Children proceed through the learning process in a fashion that makes complete sense to them.

Students enjoying the Easy-for-Me™ program of study experience a careful balance between analyzing and decoding unknown words, and recognizing words on sight. Because of the direct link between reading and writing, spelling accuracy and reading comprehension are strengthened.

Initial lessons

- 1- Letter Sound for Aa, sight word A
- 2- Letter Sound for Tt
- 3- Blend A and T, sight word AT
- 4- Letter Sound for Ff
- 5- Blend F, A, and T to make “fat.”
- 6- Letter Sound Cc
- 7- Blend sounds for “cat”

How to Use This Book

For pre-schoolers, just enjoy the stories together, at most emphasizing the letter sounds. There is no need for any additional teaching goal, nor any reason to push any certain learning concept with these children. Preschool children will absorb the letter shapes and sounds as you read and re-read the stories together, and will enter kindergarten with a solid foundation for learning.

For kindergarten-aged children, use the stories to introduce letters and sounds. After hearing the stories, children will recognize each letter symbol (much as we recognize faces we know when we see a photo), and will easily relate each symbol to its corresponding sound. The story line and illustrations naturally tie the symbol to the sound, bypassing the need for memorization.

As always, a great follow-up to reading the stories is artwork. The processing that children do during creative times deepens the impressions gained during “instructional time.” Children hearing about Abner and the ants, for instance, might feel inspired to use crayons to draw the anthill and the ants that live inside it. Refer to the Table of Contents to locate follow-up activities for each story.



Contents



Philosophy	3	Activities For After You Read	111
Table of Contents	5		
Story of Aa	7	Activity for Aa	113
Story of Tt	1	Activity for Bb	114
Story of Ff	15	Activity for Cc	115
Story of Cc	19	Activity for Dd	116
Story of Ss	23	Activity for Ee	117
Story of Oo	27	Activity for Ff	118
Story of Pp	31	Activity for Gg	119
Story of Mm	35	Activity for Hh	110
Story of Dd	39	Activity for Ii	111
Story of Hh	43	Activity for Jj	112
Story of Gg	47	Activity for Kk	113
Story of Ll	51	Activity for Ll	114
Story of Ii	55	Activity for Mm	115
Story of Jj	59	Activity for Nn	116
Story of Bb	63	Activity for Oo	117
Story of Ww	67	Activity for Pp	118
Story of Rr	71	Activity for Qq	119
Story of Yy	75	Activity for Rr	120
Story of Nn	79	Activity for Ss	121
Story of Uu	83	Activity for Tt	122
Story of Ee	87	Activity for Uu	123
Story of Vv	91	Activity for Vv	124
Story of Kk	95	Activity for Ww	125
Story of Zz	99	Activity for Xx	126
Story of Qq	103	Activity for Yy	127
Story of Xx	107	Activity for Zz	128




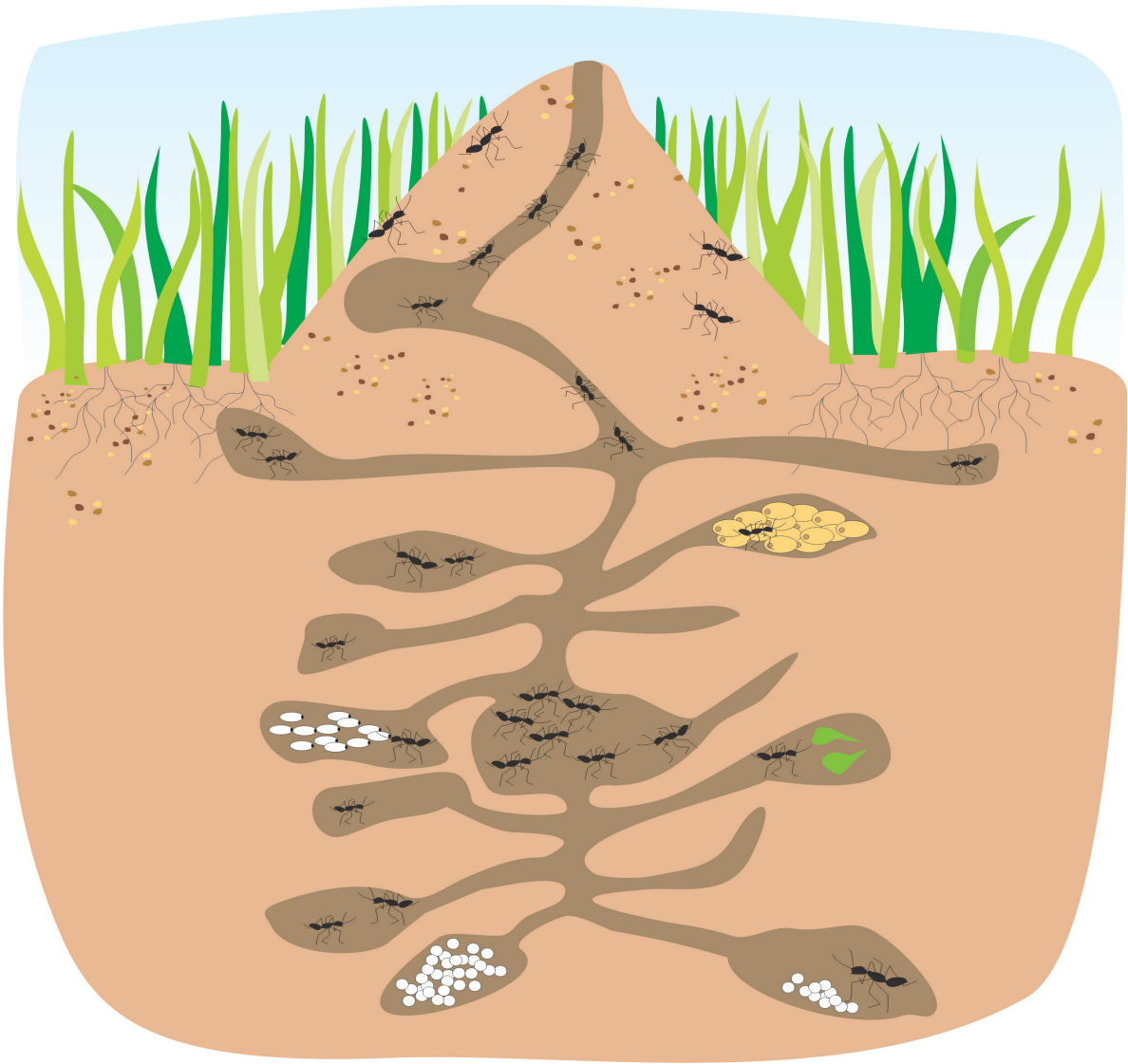
For Cookie Jo and Jaxson James

with so much love,
Grandma Sarah

The Story of A



Amy's Ants on an Anthill, Actually

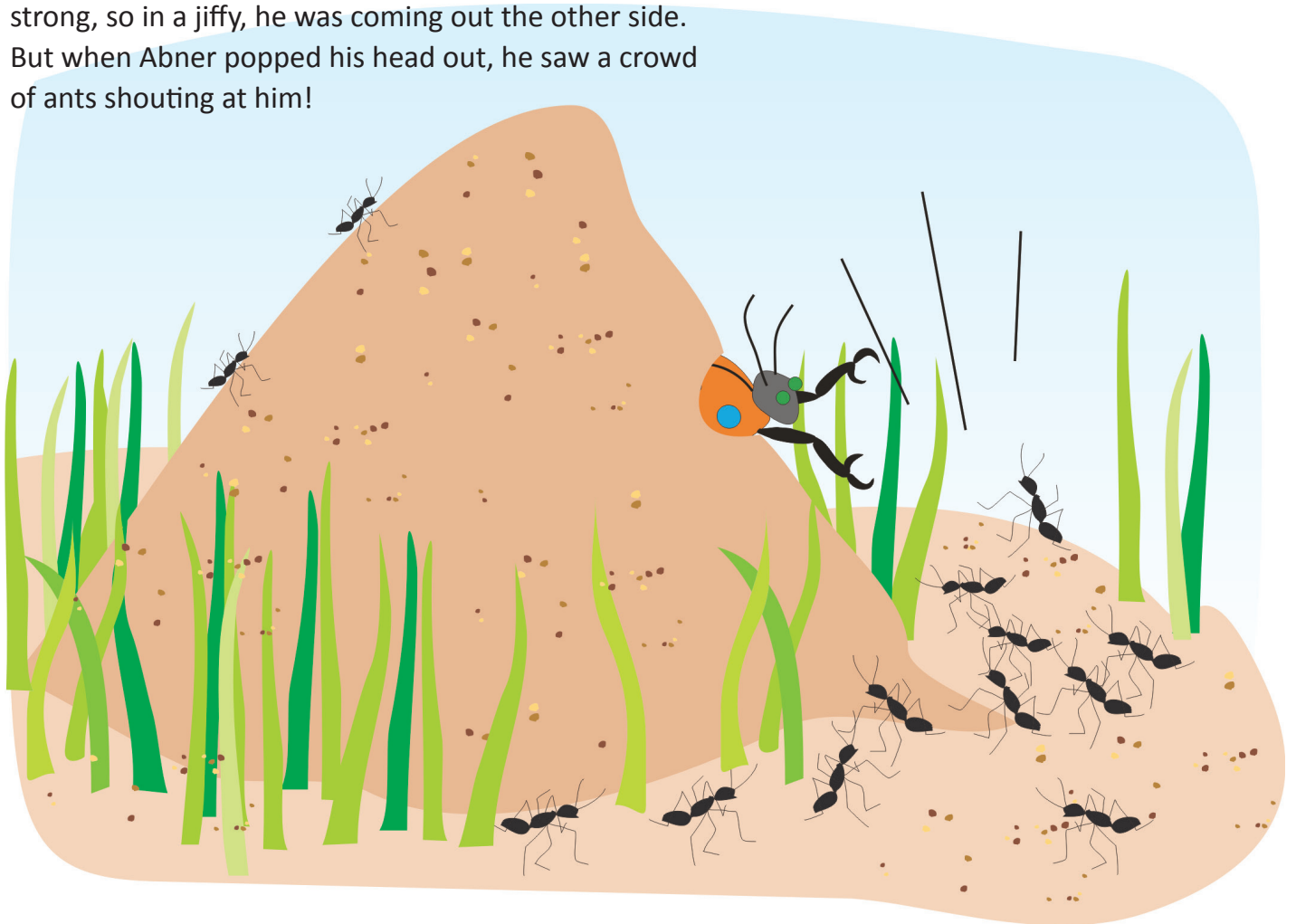
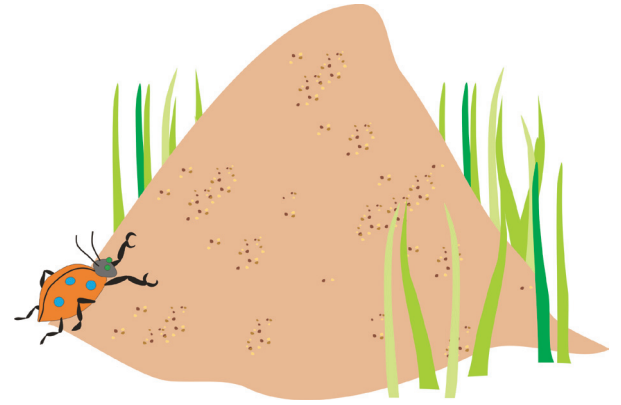


Behind Amy's house was a huge anthill where Anthony and Abigail lived with their friends. Under the ground were tunnels for food, for eggs, and for baby ants.

Far away lived a big bug named Abner. Abner was not very fast, but he was very, very strong!

One day, Abner went for a walk. Soon he came to a huge mountain! Abner said, "I will definitely have to climb this mountain!" Abner started to climb, but very soon he was exhausted! "Whew! I don't think I can make it to the top," Abner said. "I will have to dig a tunnel through the mountain!"

Abner was not very fast, but he was very, very strong, so in a jiffy, he was coming out the other side. But when Abner popped his head out, he saw a crowd of ants shouting at him!



“You old meanie! Our tunnels are ruined! How are we going to get our food? Now we can’t take care of our eggs!” they hollered.



Abner felt terrible! He had to do something! The next thing the ants knew, here came that big, wobbly bug again!


“OH NO!” they all yelled.

But when they saw Abner bringing an apple, they cheered, “YAY, FOOD!”

As soon as Abner let go, the apple started rolling down the hill.

“OH NO!” yelled the ants again.

“Don’t worry! I can fix this with my stick.” Abner shoved his stick into the ground and the apple stayed put. The ants didn’t even mind sharing the apple with a caterpillar! From that day on, Abner and the ants were best of friends.



The Story of T



Two Tables for Toast and Tea


Abner and the ants liked to help each other.

The ants always asked Abner when they needed help lifting something heavy.




Abner wanted help finding a new place to live, so he asked Alexander over for toast and tea.

Alexander was happy to come over. He needed to ask Abner for help, too.



When the friends sat to eat, they noticed a terrible problem. Alexander could not reach the table!

First, Abner tried piling books on Alexander's chair. But Alexander felt like a big silly sitting on books!






Then, Abner had a terrific idea! He grabbed the edges of Alexander's table, and pushed hard! With a loud cracking sound, the post popped right through the table top.

Now, Alexander's table was the perfect height! So the friends sat down again and this time, they enjoyed their toast and tea.



The Story of F



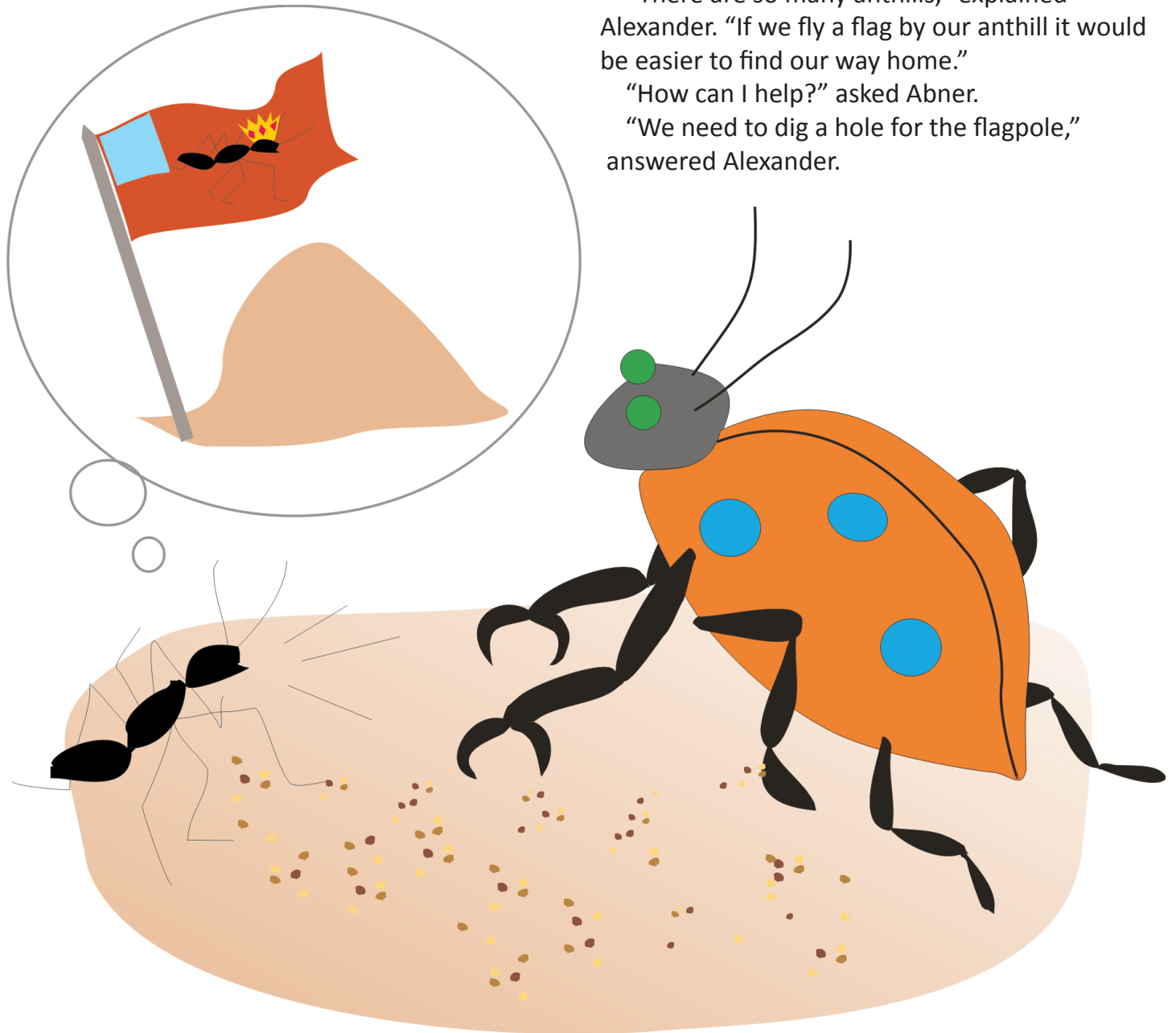
Fancy Flying Flags

After dinner, Abner asked Alexander what he wanted to talk about.

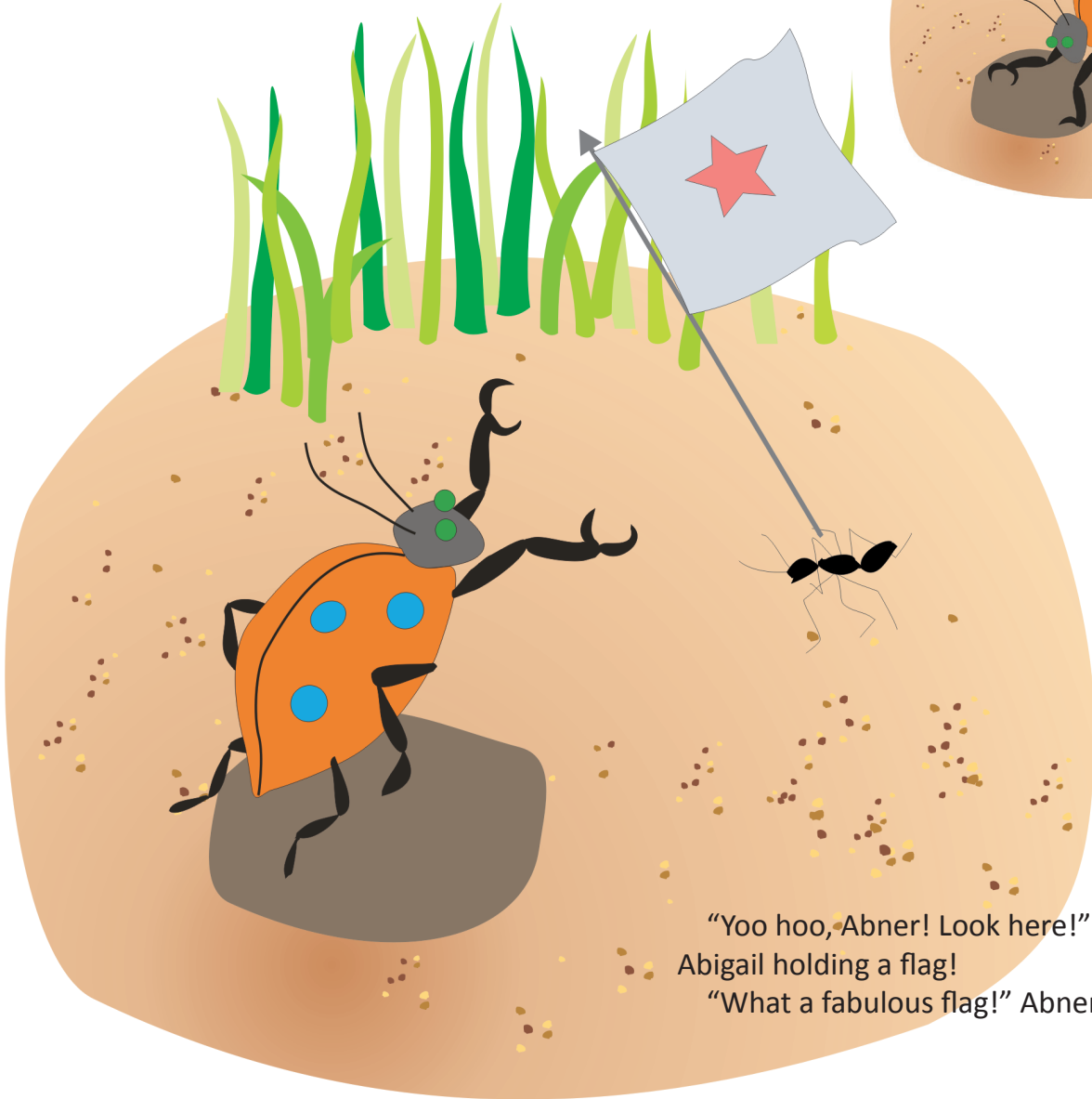

“There are so many anthills,” explained Alexander. “If we fly a flag by our anthill it would be easier to find our way home.”

“How can I help?” asked Abner.

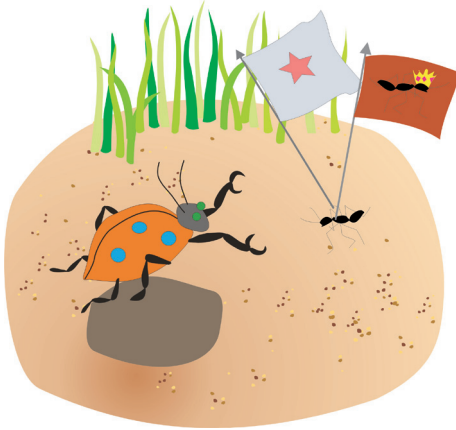
“We need to dig a hole for the flagpole,” answered Alexander.



The next morning, Abner started to work. He wasn't very fast, but he was very, very strong! Soon dirt was flying! Then Abner heard a voice behind him.



“Yoo hoo, Abner! Look here!” It was Abigail holding a flag!
“What a fabulous flag!” Abner exclaimed.




Then Abigail showed Abner another flag that was even finer than the first one.

“We can’t decide which one we like better, so we want both of them!”

“I guess I need to dig another hole,” Abner said.

Abner got right to work, and soon two fancy flags were flying by the anthill. Abner and the ants gathered around to celebrate.



Aa

HAND MOTIONS:



WRITING:

Uppercase: “Start on the ground and climb to the top of the hill (make a slide going up and away from you), then sit down and slide down to the ground (make a long slide going down away from you). Next, make a table straight through the middle”. Or “Climb up, slide down, then make a table through the middle.”

Lowercase: “Start by making a cave, but instead of leaving the door open, make your pencil go all the way back up to the top to close the opening. Then without lifting your pencil, come straight back down to the ground (make a thin man).”

FOLLOW-UP ACTIVITY:

Give the children a sheet of paper and crayons. Let them draw large capital A’s and make believe they are anthills. They can draw ants crawling up and down the sides. If you want a more involved project, let the children draw a large A and then brush glue right over the two sides with a Q-tip. They can then sprinkle sand over the glue and allow to dry before drawing their ants!

Ff

HAND MOTIONS:



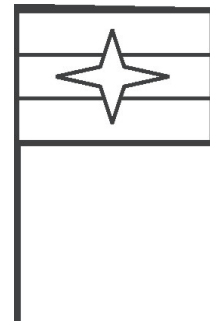
WRITING:

Uppercase: “Make a thin man for the flag pole. Put your pencil on the top of the thin man’s head. Make a table. Put your pencil on the thin man’s belly button and make another table.”

Lowercase: “Start on the top line, but instead of going straight down, start a curve, and then drop the line to the ground. Make a table near the dotted line that goes all the way through the thin man.”

FOLLOW-UP ACTIVITY:

Children can make real flags out of a chop stick, wooden skewer, or plastic straw, adding a decorated rectangle of paper glued to the top.





Sarah K. Major is the Founder and CEO of Child1st Publications LLC. Her absolute belief in every child's ability to learn, and her passion to empower the child by supporting his/her own unique giftedness have fueled her life's work and provided a new pathway for children to succeed academically. She was the recipient of The Outstanding Parent Satisfaction and The Major Academic Program Improvement awards during her tenure as Title 1 program designer/director. Her numerous books and multisensory learning resources such as: SnapWords®, Easy-for-Me™ Reading, the Right-Brained Math Series, The Illustrated Book of Sounds & Their Spelling Patterns and more have earned a host of five star reviews, and have helped to advance the education of children around the world. Ms. Major taught preschool through the 12th grade, and holds a Master's degree in Education, and a Bachelor of Arts.

Child1st multisensory learning resources for math and reading are designed specifically for right-brained learners, including beginners, visual and kinesthetic learners, and those children who have already been labeled with dyslexia, autism, Asperger's, auditory processing disorder, ADHD and more.

For more information please visit www.child1st.com.

Alphabet Tales



Stories and images are powerful tools for captivating and teaching children. *Alphabet Tales* is filled with colorful illustrations, exciting and easy to understand language, and best of all... you get to meet the charming residents of Alphabury Wood and take part in their entertaining antics and adventures throughout the book. From *Amy's Ants on an Anthill, Actually* to *Zip and Zap Zig and Zag*, each letter is represented by a loveable character your child will never forget!

Learning is loads of fun with playmates like these! Join the lively cast of characters that make up our stylized alphabet as they teach your child the letters and their corresponding sounds. **Perfect for family time, bedtime or anytime reading!** *Alphabet Tales* now includes hands-on follow-up activities which are excellent for beginners and also for quick remediation for children who are shaky on letter sounds.

Why This Alphabet?

- Each letter is designed to match its shape - example: F is Flag, M is Mountains
- Images are of known objects that begin with the related alphabet sound.
- The images and stories make it impossible for the child to forget the letter and its sound - one of the most fundamental and necessary skills needed for learning to read!

Alphabet Tales is published and distributed by Child1st Publications, a company which specializes in designing and publishing reading and math resources for visual, tactile, and kinesthetic learners.

Sarah K Major, M.Ed. has designed numerous resources for children who learn best through visuals and other right-brained elements. She is the founder and CEO of Child1st Publications.



www.child1st.com



9 780982 987339