


# Fat Cat



By Sarah K Major



[www.child1st.com](http://www.child1st.com)


### **FOLLOW-UP ACTIVITIES:**

1. Write the words from the book on cards and let the child arrange them into the sentences in Fat Cat or make up her own sentences.
2. You might provide him with a blank stapled booklet so he can create his own stories using his new words. Writing and illustrating the words he knows, then reading them aloud is a great way to deepen learning.
3. Take the sight words learned to date and arrange them in a blank Bingo board for practice. Or you can play Go Fish if you write the words on cards, four of each. Having the child read words in order to ask for one she wants will reinforce learning.
4. See comprehension questions on page 12.


### **SOUNDS & SIGHT WORDS LEARNED TO DATE:**

Sounds: a, t, f, c, s, o, p, m.

Sight words: A, AT, ON, BY, IN, ME, NO, NOT, THE.



The cat.



The fat cat.