


Meg and Peg



By Sarah K Major



Easy-for-Me™ Level A Books, Book 22
Ages 5 and up.

© 2011 Sarah K Major
Printed in the United States of America

Design, storyline, illustrations: Sarah K Major

Published by Child1st Publications, LLC
800-881-0912 (phone)
888-886-1636 (fax)
www.child1st.com

All rights reserved. The reproduction of this book for any reason is strictly prohibited. No form of this work may be reproduced, transmitted or recorded without written permission from the publisher.

Other titles by Sarah K Major:

Right-Brained Math series: *Addition & Subtraction, Multiplication & Division, and Fractions. The Illustrated Book of Sounds & Their Spelling Patterns, Alphabet Tales*, and the Easy-for-Me™ titles.

Other educational work: Child1st SnapWords® and alphabet.

Meg and Peg

BEFORE YOU READ:

(All *Alphabet* and *SnapWords*® resources are available at child1st.com)

Before you read, show the child the picture of the hens on the cover and ask him to predict what Peg is like and what Meg is like.

SNAPWORDS®:

1. Review all the sight words learned to this point, including color and number words. The word “two” is in this book.
2. The final two sight words from List A are very little: “if” and “hi.” Use the SnapWords® Cards to teach these words; use them in oral sentences and practice writing them.

SOUNDS:

1. Teach Kk and Qq (with U) using the Alphabet Cards and *Alphabet Tales* (pp. 95 and 103). Practice decoding “quit,” “quick,” “quack,” and “quiz.”
2. Review the digraph SH. Practice “want” with the plural S - “wants.” Practice “play” becoming “playing.” Decode “egg” and “eggs.”
3. The word family in this book is EG. Words in the story that belong in that family: Meg, Peg, keg, beg, egg. Add to those “leg” and “dreg,” and add some ED words taken from the last book, *Ned and Ted*.

READ:

Meg and Peg and discuss the story when you have finished.


FOLLOW-UP ACTIVITIES:

See comprehension questions on page 12.


SOUNDS & SNAPWORDS® LEARNED TO DATE:

Sounds: a, t, f, c, s, o, p, m, d, h, g, l, i, b, j, w, r, y, u, e, v, n, x, z, k, qu.

Sight words: A, AT, ON, BY, IN, ME, NO, NOT, THE, AND, GO, IS, IT, SIT, TO, UP, OR, DO, HE, HELP, I, MY, SEE, NOW, OUT, SO, BIG, HAS, WILL, CAN, LIKE, STOP, BUT, DOWN, GET, PLAY, SAID, WE, COME, DID, HERE, LITTLE, WANT, YOU, CALL, FOR, LOOK, THIS, HAVE, MAKE, RAN, AN, BACK, HIS, ARE, JUMP, AS, IF, HI.



Meg is a black hen... Peg is a red hen. Peg likes to play.



Meg has a nest in the shed.
Peg has a nest in a keg.



So, Peg sat on the nest. Peg sat
and sat. It was not quick!



“Meg!” called Peg. “Come and see!” Now Peg has a big egg.

After You Read

QUESTIONS:

1. What were the names of the two hens?
2. Which one liked to goof off?
3. Why do you think Peg ended up in an old keg outside when Meg was nice and warm and dry in the barn?
4. What lesson do you think Peg learned in this story?

ANSWERS:

(1. Peg and Meg 2. Peg 3.-4. Answers will vary)