

Wag the Nag



By Sarah K Major & Elizabeth Gray



Easy-for-Me™ Level A Books, Book 16
Ages 5 and up.

© 2011 Sarah K Major
Printed in the United States of America

Design, storyline, illustrations: Sarah K Major with Elizabeth Gray

Published by Child1st Publications, LLC
800-881-0912 (phone)
888-886-1636 (fax)
www.child1st.com

All rights reserved. The reproduction of this book for any reason is strictly prohibited. No form of this work may be reproduced, transmitted or recorded without written permission from the publisher.

Other titles by Sarah K Major:

Right-Brained Math series: *Addition & Subtraction, Multiplication & Division, and Fractions. The Illustrated Book of Sounds & Their Spelling Patterns, Alphabet Tales*, and the Easy-for-Me™ titles.

Other educational work: Child1st SnapWords® and alphabet.

Wag the Nag

BEFORE YOU READ:

(All Alphabet and SnapWords® resources are available at child1st.com)

SOUNDS:

The word “his” has the final S that sounds like a Z. Brainstorm other words with that final Z sound. You could include “has,” “was,” “hers,” “runs,” etc. Contrast these words with other words ending in S where the sound is soft. Ideas: this, its, yes, lets.

SNAPWORDS®:

1. Review all the sight words learned to this point, including color and number words.
2. New sight words: “back,” “his,” and “an.” Generate a word family for “back” in order to reinforce the CK spelling at the end. Possible words: duck, pack, tuck, lick. Something that would be fun for the child is to start a chart of words that end in CK. As the weeks go by and he finds words in print that have that ending, he could write them on the chart. Over time, he’d acquire quite a collection of words ending in CK.
4. Use the new words in sentences for the child to read and write.
5. Before reading the book, talk about what a nag is. The word nag is sometimes used to talk about a small saddle horse or pony, and at other times it refers to a horse that is old and worn out. The story you are about to share implies the latter. The horse in this story enjoys his retirement with a man who can play games with him and obviously treats him well.

READ:

Wag the Nag and dictate short sentences from the book for the child to write. The child might enjoy thinking up other ways the man might have gotten his kerchief back when Wag snatched it. This would make a great student-created book.


FOLLOW-UP ACTIVITIES:

See comprehension questions on page 12.

SOUNDS & SNAPWORDS® LEARNED TO DATE:

Sounds: a, t, f, c, s, o, p, m, d, h, g, l, i, b, j, w, r, y, u.


Sight words: A, AT, ON, BY, IN, ME, NO, NOT, THE, AND, GO, IS, IT, SIT, TO, UP, OR, DO, HE, HELP, I, MY, SEE, NOW, OUT, SO, BIG, HAS, WILL, CAN, LIKE, STOP, BUT, DOWN, GET, PLAY, SAID, WE, COME, DID, HERE, LITTLE, WANT, YOU, CALL, FOR, LOOK, THIS, HAVE, MAKE, RAN, AN, BACK, HIS.




I have a brown nag. He is Wag.
Wag likes to play.



I have a yellow hat and an
orange rag.



Wag wants his bag, so he tags
me.



Wag will get the bag, but I will
get my orange rag.

After You Read

QUESTIONS:

1. What is the horse's name?
2. What does he like to do?
3. What does the man have that the horse wants?
4. What does the man do to get his stuff back?
5. Did the man find a way to make them both happy?

ANSWERS:

- (1. Wag 2. Play 3. Yellow hat, orange rag 4. Gets a bag of carrots
5. Yes. The man got his stuff and Wag got a bag of carrots.)