

# Active Elements™ Speed Color™



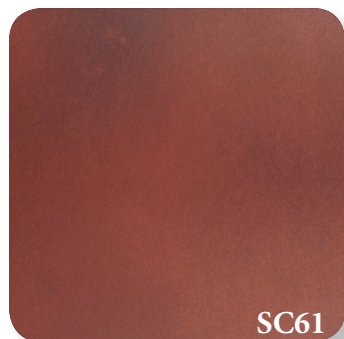
*Antique Brick*



*Red Brick*



*Adobe Fire*



*Saddle*



*Sienna*



*Cream*



*Espresso*



*Taupe*



*Desert Gold*



*Charcoal*



*Storm Grey*



*Smoke*


Distributed by:

Final color may not be an exact match to the color chart.  
Color variations can occur  
Type of sealer used can dramatically affect the color appearance.  
Always perform a representative test sample using all materials and  
techniques planned for the project


[www.UBQind.com](http://www.UBQind.com) • [info@ubqind.com](mailto:info@ubqind.com)



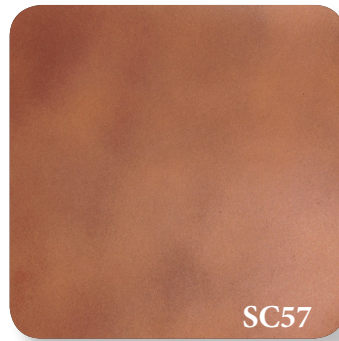
# Active Elements™ Speed Color™



*Walnut*



*Chocolate*



*Caramel*




*River Rock*



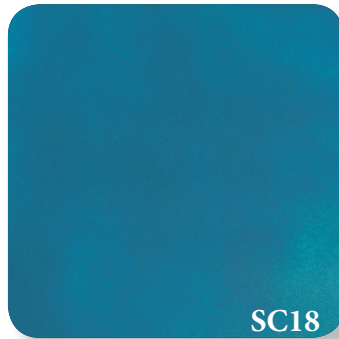
*Stone*



*Buff*



*Blue Slate*



*Ocean*



*Silverlake*



*Emerald*



*Pure Black*



*True White*

Final color may not be an exact match to the color chart.

Color variations can occur

Type of sealer used can dramatically affect the color appearance.

Always perform a representative test sample using all materials and techniques planned for the project

