

The Unusual Penguin


By Madeleine MacRae

SEL PICTURE BOOK COMPANION



THE UNUSUAL PENGUIN THEME / MESSAGE
By Madeleine MacRae

What is the central theme (or message) in *The Unusual Penguin*?



THE UNUSUAL PENGUIN TEXT CONNECT ANALYSIS
By Madeleine MacRae

Have you ever felt like no matter what you tried something just couldn't get it right? Explain.

The book says when other penguins, he would "star" you think that means in _____

21 differentiated & engaging activities!

Celebrate Our Differences
In each balloon type a way that you are different or unique.

Type here

Type here

Type here

Type here

HAPPY OF MY HEART

Write the best thing you like about yourself in the heart.



**SELF-ACCEPTANCE
INCLUSIVITY**



© TheBrightCookie, 2024



Dear Customer,

I am the proud owner of the company / website
The Bright Cookie.

Please visit [The Bright Cookie](#) for additional
FREE resources, custom created lessons and
activities, and my blog!

Also, if you are interested in having custom
lesson plans or resources created for your book
or your classroom, look no further! **I now create
lesson plans/resources for hire!**

Send an [email](#) for pricing!

Kristen
THE BRIGHT COOKIE



The Bright
Cookie Website



Instagram



Pinterest



Facebook

Let's
Connect!

Terms of Use

you may:

- Use free and purchased items for your classroom, students, or personal use.
- Reference this product in blog posts, seminars, professional development workshops, or other such venues. ONLY if both credits are given to The Bright Cooke and Weeva Publishing AND links to The Bright Cookie [TPT store](#) and [bookstore.weeva.com](#) are included in the presentation.

you may not:

- Claim this work as your own, alter the files in any way, or remove copyright or watermarks.
- Sell the files or combine them into another unit for sale/free.
- Post this document for sale or for free anywhere (this includes online, Google Drive links in blogs, etc.).

Weeva Publishing and The Bright Cookie are in collaboration for this FREE resource.

This book and others are available on the Weeva website and can be purchased wholesale for schools and educators by emailing

hello@weeva.com


Thank you for abiding by universally accepted codes of professional ethics while using this product. If you encounter an issue with your file, notice an error, or are in any way experiencing a problem, please contact me and I will be more than happy to help sort it out. You can email The Bright Cookie a message at:

Kristen@thebrightcookie.com



THE UNUSUAL PENGUIN:

An Amazon Best-Seller with over 180 reviews!



Customer reviews

★★★★★ 4.8 out of 5

Click [HERE](#) to purchase The Unusual Penguin on Amazon.

Click [HERE](#) to purchase The Unusual Penguin from the author, Madeleine MacRae

The Unusual Penguin and other phenomenal children's books are available at the online [Weeva Bookstore](#).



Please email hello@weeva.com for wholesale pricing.

RESOURCES

All resources are available in printable black & white and colored versions.

Most activities are available in digital version as well.

Writing prompts are available in blank, lined for younger children, lined for older children, and digital versions.

THE UNUSUAL PENGUIN

By Madeleine MacRae

_____ 's
Work Packet



weeva
KIDS

THE UNUSUAL PENGUIN

By Madeleine MacRae



_____ 's
Work Packet



DAY ONE:

THEME: SELF-ACCEPTANCE INCLUSIVITY

** Introduce the book's cover, and have the students predict what the story will be about. **

PREDICTING PAGE

You can have students share what they predict the book is about based on just seeing the cover. This can be a whole-group activity, or you can have the students share with a shoulder partner or their small group. (It is available in printable or digital versions.) Teachers have a version of this page to do whole group with the class in the digital section of this resource.

***Ask the students: What do you base your predictions on?**

READ ALOUD #1

STORY CONCEPTS PAGE-

After reading the story for the first time, students will complete the story concepts page. (It is available in printable or digital form.) Teachers have a version of this page to do whole group with the class in the digital section of this resource.

RHYMING WORDS ACTIVITY-

There are two versions for this activity. For the printable version, students will color each rhyming pair the same color (8 pair in total). For the digital version, students will drag the colored dots to make each rhyming pair have the same-colored dot.

COLORING PAGE: Quote from book: "You are perfectly perfect just the way you are." Teachers will discuss/ brainstorm as a whole group what students think the meaning of this quote is.



THE UNUSUAL PENGUIN

♥ By Madeleine MacRae ♥

PREDICTING

What do you think the book The Unusual Penguin is going to be about?



THE UNUSUAL PENGUIN

By Madeleine MacRae

PREDICTING

What do you think the book The Unusual Penguin is going to be about?



THE UNUSUAL PENGUIN

By Madeleine MacRae

PREDICTING

What do you think the book The Unusual Penguin is going to be about?



THE UNUSUAL PENGUIN STORY CONCEPTS

CHARACTERS:

SETTING:

PROBLEM:

FAVORITE PART:

SOLUTION:

THE UNUSUAL PENGUIN

STORY CONCEPTS

CHARACTERS:

SETTING:

PROBLEM:

FAVORITE PART:

SOLUTION:

THE UNUSUAL PENGUIN

By Madeleine MacRae

RHYMING WORDS

Directions: Color each pair of rhyming words the same color. All rhyming pairs need to have a different color than the other pairs. 8 colors are needed in total

know

think

right

floppy

earn

sloppy

around

snow

drills

learn

might

ground

flailed

sailed

wink

skills

THE UNUSUAL PENGUIN

By Madeleine MacRae

RHYMING WORDS

Directions: Color each pair of rhyming words the same color. All rhyming pairs need to have a different color than the other pairs. 8 colors are needed in total

know

think

right

floppy

earn

sloppy

around

snow

drills

learn

might

ground

flailed

sailed

wink

skills

THE UNUSUAL PENGUIN

By Madeleine MacRae

RHYMING WORDS

Directions: Color each pair of rhyming words the same color. All rhyming pairs need to have a different color than the other pairs. 8 colors are needed in total

know

think

right

floppy

earn

sloppy

around

snow

drills

learn

might

ground

flailed

sailed

wink

skills

ANSWER KEY for Printable Version

"You are

perfectly



PERFECT



just

as you are."

~ THE UNUSUAL PENGUIN

DAY TWO:



READ ALOUD #2-

Today, we will focus on the text's theme (or message), text connections, and a writing prompt.

THEME or MESSAGE:

Students will predict what they think is the central theme (or message) in The Unusual Penguin by explaining their thinking.

(For younger students) The teacher can have the class brainstorm different ideas for the central theme with the class, and then students can choose which one they believe to be true.

TEXT CONNECTION AND QUOTE ANALYSIS page.

TEXT CONNECTIONS:

Students will write about and reflect on the different connections they have with this text. A text-to-self connection: How they can personally relate to this book. A text-to-text connection: Have they read another book or seen a movie that reminds them something about this book.

Text-to-world connection: Have they known someone else or heard a story on a media platform that relates to this book.

WRITING PROMPT Describe a time that you have been wrong about something. How did it make you feel? How did you react. —Students will have the option of blank, lined (for younger students, lined (for older students), and digital versions for this prompt.

THE UNUSUAL PENGUIN

By Madeleine MacRae

THEME / MESSAGE

What is the central theme (or message) in The Unusual Penguin?



THE UNUSUAL PENGUIN

By Madeleine MacRae

THEME / MESSAGE

What is the central theme (or message) in The Unusual Penguin?

Handwriting practice area with multiple sets of solid top and bottom lines and a dashed middle line.



©Zip-A-Dee-Do-Dah Designs | All Rights Reserved



THE UNUSUAL PENGUIN

By Madeleine MacRae

TEXT CONNECTION & QUOTE ANALYSIS

Have you ever felt like no matter how hard you tried something, you just couldn't get it right? Explain.

The book says when other chicks made fun of penguin, he would "stand tall." Write what you think that means in your own words?



THE UNUSUAL PENGUIN

By Madeleine MacRae

TEXT CONNECTION & QUOTE ANALYSIS

Have you ever felt like no matter how hard you tried something, you just couldn't get it right? Explain.

The book says when other chicks made fun of penguin, he would "stand tall." Write what you think that means in your own words?



THE UNUSUAL PENGUIN

By Madeleine MacRae

TEXT CONNECTION & QUOTE ANALYSIS

Have you ever felt like no matter how hard you tried something, you just couldn't get it right? Explain.

The book says when other chicks made fun of penguin, he would "stand tall." Write what you think that means in your own words?



THE UNUSUAL PENGUIN

By Madeleine MacRae

TEXT CONNECTION & QUOTE ANALYSIS

Have you ever felt like no matter how hard you tried something, you just couldn't get it right? Explain.

The book says when other chicks made fun of penguin, he would "stand tall." Write what you think that means in your own words?



THE UNUSUAL PENGUIN

By Madeleine MacRae

TEXT CONNECTIONS

Text-to-Self:

Text-to-Text:

Text-to-World:

Text-to-self: How you can personally relate to this book.

Text-to-text: Have you read another book or seen a movie that reminds you of someone or something from this book.

Text-to-world: Have you known someone else or heard a story on a media platform that relates to this book.



THE UNUSUAL PENGUIN

By Madeleine MacRae

TEXT CONNECTIONS

Text-to-Self:

Text-to-Text:

Text-to-World:

Text-to-self: How you can personally relate to this book.

Text-to-text: Have you read another book or seen a movie that reminds you of someone or something from this book.

Text-to-world: Have you known someone else or heard a story on a media platform that relates to this book.



The characters in the book were wrong about thinking penguin was really a penguin.

Describe a time you have been wrong about someone or something.
How did it make you feel? How did you react?



©TheBrightCookie, 2024

The characters in the book were wrong about thinking penguin was really a penguin.

Describe a time you have been wrong about someone or something.
How did it make you feel? How did you react?



©TheBrightCookie, 2024

DAY THREE:



READ ALOUD #3 (or silent read at a station)-

Today, we will focus on summarizing, completing a vocabulary game, and a writing prompt with creative activity to follow.

SUMMARIZING:

Students will write 1-2 complete sentences from the beginning, middle, and end of the story to make a quick summary of the overall book. This page can be given to them in a hardcopy packet or assigned to them on a digital platform.

VOCABULARY MEMORY GAME-

Students will work in partners or small groups to play this game like Memory. The point is to match the vocabulary word and its correct definition. Teacher option: Have students glue the matching vocabulary words and definitions on a large sheet of manila paper.

WRITING PROMPT #1: ROUGH DRAFT Have you ever loved something and gave it your heart? —Students will have the option of blank, lined (for younger students, lined (for older students), and digital versions for this prompt.

MAP OF MY HEART CREATIVE ACTIVITY

Students will write different words and draw pictures of what is “dear to their heart.”

THE UNUSUAL PENGUIN SUMMARIZING

By Madeleine MacRae



Write a couple of sentences from the beginning, the middle, and the end of the story.
Put them altogether and you have the summary of the story.

Beginning:

Middle:

End:

THE UNUSUAL PENGUIN

By Madeleine MacRae

SUMMARIZING



Write a couple of sentences from the beginning, the middle, and the end of the story.
Put them altogether and you have the summary of the story.

Beginning:

Middle:

End:

VOCABULARY MEMORY DIRECTIONS

Students will play this game like the traditional Memory game.

Once they flip over the vocabulary word and its matching definition, they get to keep that pair of cards.

The winner is the player with the most cards!

* Teachers could also use this as an informal or formal assessment that involves the vocabulary learned from the text. Students can cut and paste each of the cards in matching pairs on a piece of manila paper.

THE UNUSUAL PENGUIN

By Madeleine MacRae

VOCABULARY MEMORY GAME

tended

trembled

mocked

diploma

gangly

pondered

awe

flailed

clumsy

THE UNUSUAL PENGUIN VOCABULARY MEMORY GAME

By Madeleine MacRae

To move,
swing, or
beat to try
not to fall.

Amazement
or
astonishment

Tall and thin
and moving
with a loose
awkwardness.

Awkward,
uneasy

To pay
attention to

A document
showing
record of
graduation
from a school.

To shake

To think
about,
reflect on

To imitate,
make fun of

THE UNUSUAL PENGUIN

By Madeleine MacRae

VOCABULARY MEMORY GAME

tended

trembled

mocked

diploma

gangly

pondered

awe

flailed

clumsy

THE UNUSUAL PENGUIN

By Madeleine MacRae

VOCABULARY MEMORY GAME

To move,
swing, or
beat to try
not to fall.

Amazement
or
astonishment

Tall and thin
and moving
with a loose
awkwardness

Awkward,
uneasy

To pay
attention to

A document
showing
record of
graduation
from a school.

To shake

To think
about,
reflect on

To imitate,
make fun of

The Unusual Penguin

In the book, Mama penguin said,
"I loved it. I warmed it. I gave it
my heart."

Have you ever loved something and gave it your heart? Explain



The Unusual Penguin

In the book, Mama penguin said,
"I loved it. I warmed it. I gave it
my heart."

Have you ever loved something and gave it your heart? Explain



The Unusual Penguin


In the book, Mama penguin said,
"I loved it. I warmed it. I gave it my heart."

Have you ever loved something and gave it your heart? Explain



A MAP OF MY HEART

Inside the heart, draw pictures or write words of what you love and hold dear to your heart.



DAY FOUR:



SYNONYMS FOR DIFFERENT page.

CELEBRATE OUR DIFFERENCES Activity- Students are offered this activity in printable black and white or digital colored. First, he/she will write some reasons why they themselves are different and unique. Next, they will use the larger balloon pattern to draw pictures and write their favorite reason for being different in the middle of it.

**DISPLAY OPTION: Teachers can use these balloons to create a display to "CELEBRATE OUR DIFFERENCES."

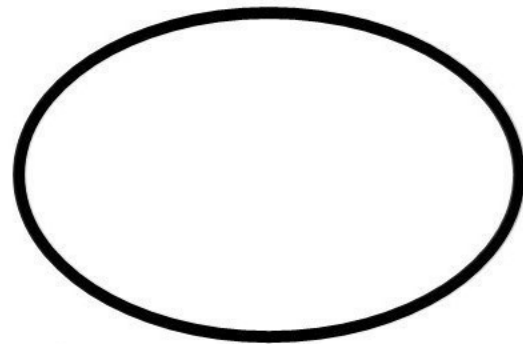
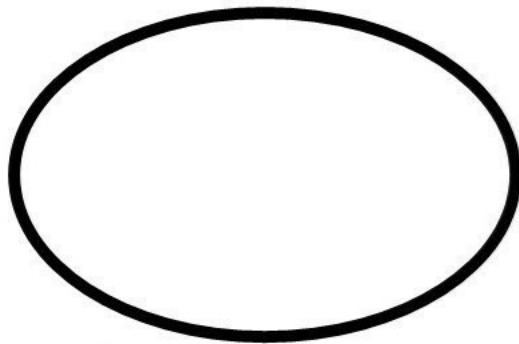
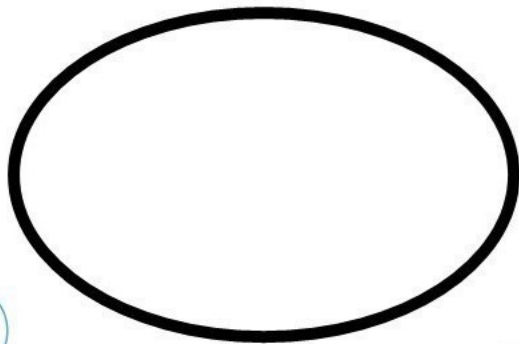
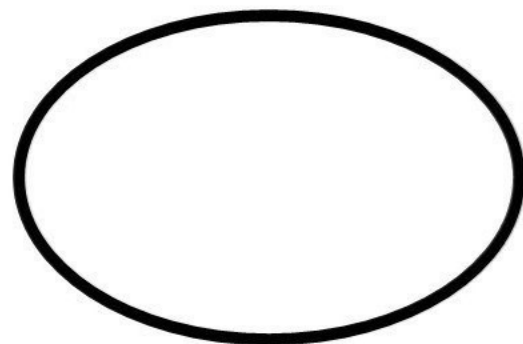
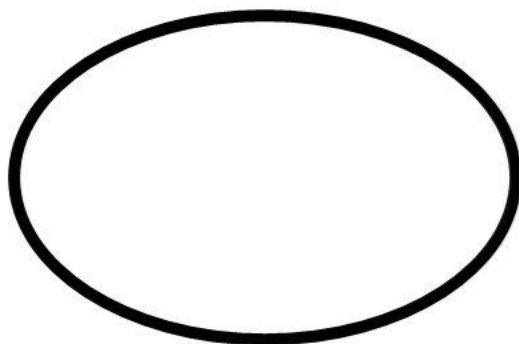
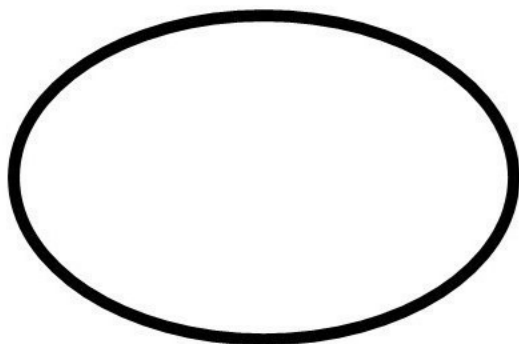
WRITING PROMPT #1: FINAL DRAFT Have you ever loved something and gave it your heart? ---Students will have the option of blank, lined (for younger students, lined (for older students), and digital versions for this prompt.

COMPLETE THE MAP OF MY HEART CREATIVE ACTIVITY



Different

List all the synonyms (words that mean the same) you can think of for the word different.



SYNONYMS



Different

List all the synonyms (words that mean the same) you can think of for the word different.

A large, empty oval shape with a thick black outline, intended for writing a synonym.A large, empty oval shape with a thick black outline, intended for writing a synonym.A large, empty oval shape with a thick black outline, intended for writing a synonym.A large, empty oval shape with a thick black outline, intended for writing a synonym.A large, empty oval shape with a thick black outline, intended for writing a synonym.A large, empty oval shape with a thick black outline, intended for writing a synonym.



POSSIBLE ANSWERS

SYNONYMS

Different

List all the synonyms (words that mean the same) you can think of for the word different.

original

unique

distinguishable


unlike

contrasting

special

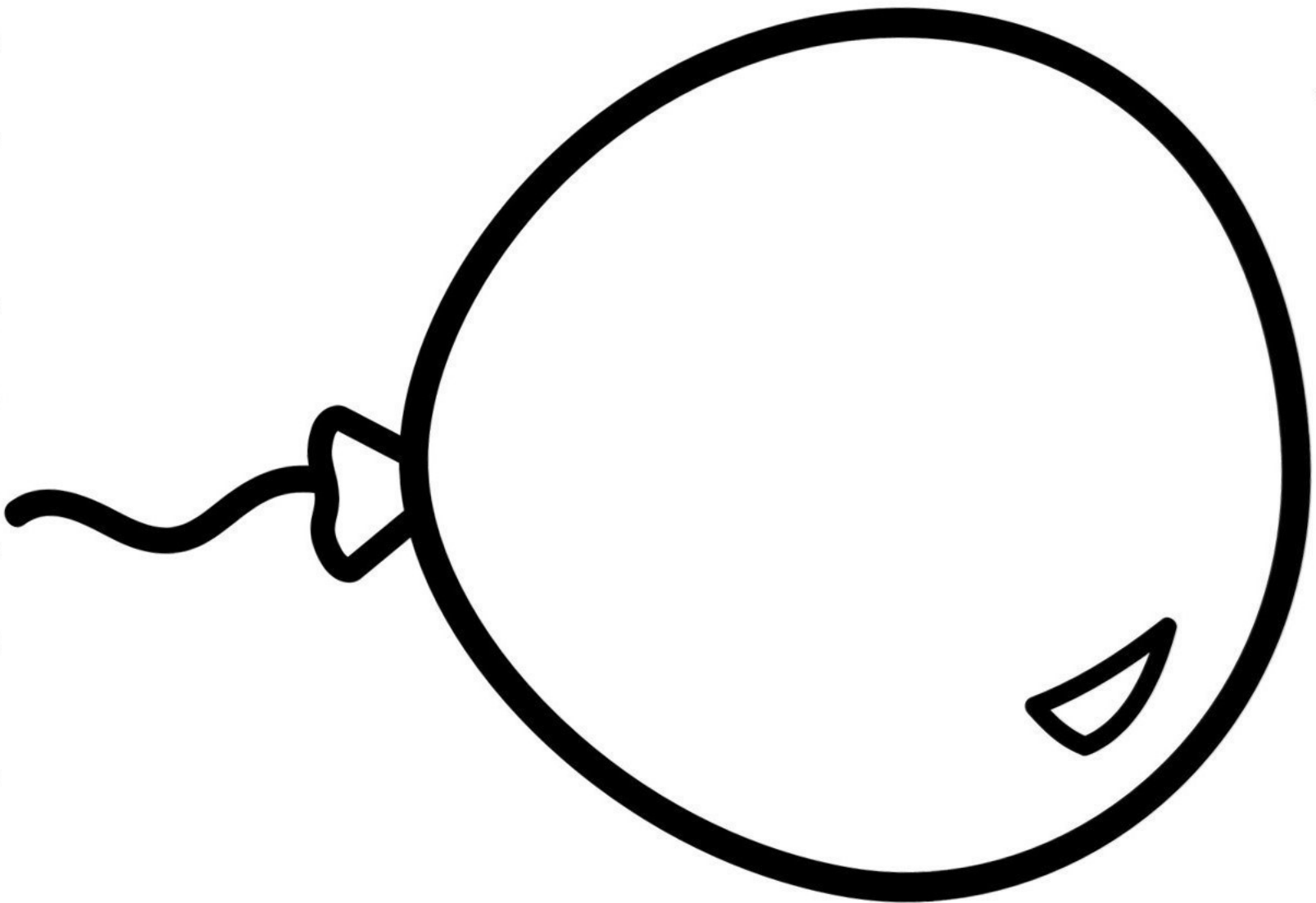
Celebrate Our Differences

In each balloon write a way that you are different or unique from others.




Celebrate Our Differences

Fill the balloon with pictures or words about how you are different and unique from those around you. Let's CELEBRATE your differences.



A MAP OF MY HEART

Inside the heart, draw pictures or write words of what you love and hold dear to your heart.



DAY FIVE:



POSITIVE CHARACTER TRAITS: (Teacher discretion) Students can choose this page to write positive character traits about themselves, OR character traits of penguin in the book.

VOCABULARY MATCH This is the time when you will give your students an informal or formal assessment of the vocabulary learned during the week. Printable draw a line to the matching definition.

ART PROJECTS FOR KIDS: "How to Draw a Penguin" lesson

This lesson is provided to you by <https://artprojectsforkids.org/> where you can find FREE "How-to-Draw" lessons of your choice!

*(Permission given by Kathy Barbro at kathy@artprojectsforkids.org)

WORD SEARCHES:


Students can complete the premade word search using words from the text.

OR

As an extension activity- students can create their own word search using words they choose from the text. Students can switch and complete each other's searches.


_____ 'S CHARACTER TRAITS

Write down 5 positive character traits about yourself.
Next, draw a picture of yourself in the middle frame.




_____ 'S CHARACTER TRAITS

Write down 5 character traits about penguin.
Next, draw a picture of penguin in the middle frame.




_____ 'S CHARACTER TRAITS

Write down 5 positive character traits about yourself.
Next, draw a picture of yourself in the middle frame.



_____ 'S CHARACTER TRAITS

Write down 5 character traits about penguin.
Next, draw a picture of penguin in the middle frame.



THE UNUSUAL PENGUIN

VOCABULARY MATCH

Draw a line from the word to its matching definition.

TENDED

TREMbled

AWE

MOCKED

PONDERED

DIPLOMA

Amazement or
astonishment

To imitate, make fun of

To shake

A document showing record of
graduation from a school.

To pay attention to

To think about, reflect on

THE UNUSUAL PENGUIN

VOCABULARY MATCH

ANSWER KEY

TENDED

TREMbled

AWE

MOCKED

PONDERED

DIPLOMA

Amazement or
astonishment

To imitate, make fun of

To shake

A document showing record of
graduation from a school.

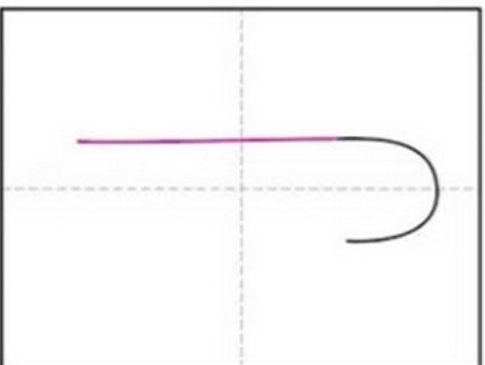
To pay attention to

To think about, reflect on

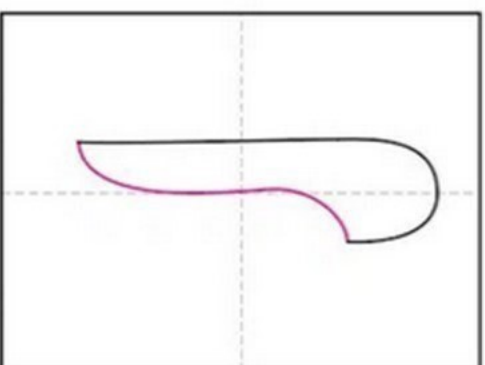
How to Draw a Penguin



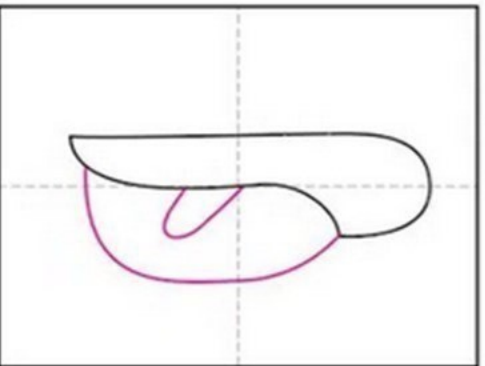
1. Scan to see a YouTube video.



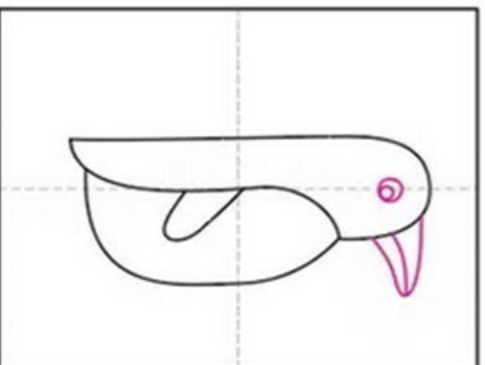
2. Start the head and for the back.



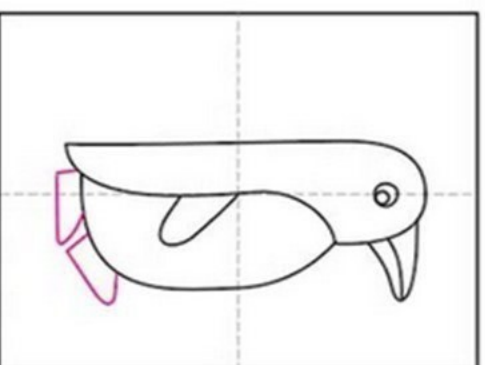
3. Come back up with a curve.



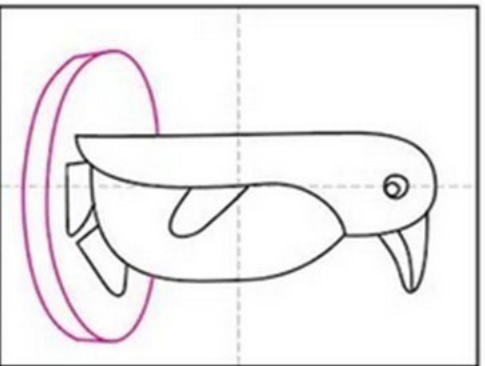
4. Add a belly and flipper.



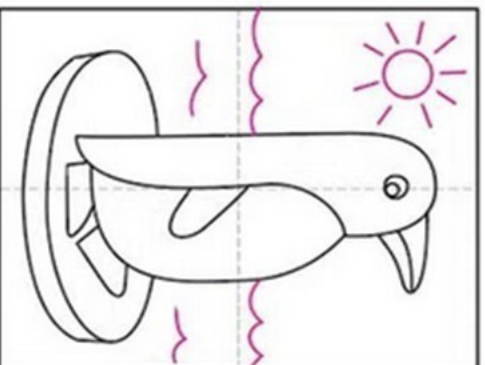
5. Add the eye and beak.




6. Draw two feet.




7. Add a circle of ice with an edge.



8. Draw a water line and a sun.



9. Trace with a marker and color.



THE UNUSUAL PENGUIN WORD SEARCH

M I U D X T Y G Z O R K K R H K Y X Z P I K V U
N I D H Q C U L Z O O D J A U A T V N T X O O N
M C D I P L O M A R Z K C Y R U B G I T U N W U
Q S H F J M M H Q O T Y R W E E D W J D X U G S
V B H D O E P Y A L D K Y W G N K D U H Y P E U
P G O Y P N D A D G T Q C T A D E K C C O M C H A
E K Y K B O E W N K S E A J A T I W X M N O D L
A A E W A G R N Z N S K N U F S L H A E G W T Y
E N X A W O E Y D I W Y Q D N H V X R C M Y Z W
F H V M U J D S L A W H U A E F G E I J H E E L
Q N L T X U N U R G L P L E I D F S O A R K B V
K B Y B I W O D K W N V H S A F B E K I N D I M
L X V Y Y H P P U M D A P L I G T D Y W O P I Z
L A H K S L X Y E Q R S G D T M L K N W I X H D
P V S B M Y Y U F N I N E O K P H E R C L A Q M
D E M U U T R B P W G T C N E O D D O Z V I Z G
Y Z J Z L H N Z B G A U Y X I U Q I U U H K X C
A H M W C Q L W B R A D I S P E N F T C G J F J
K Y K K I S C X B U J J W N E M O F Q P D D C Y
M L H U M W E E F S A W T M P E X E V R I G Q I
R Q C T J M L H H S V Y M D E B C R G K S E I C
D B G L O E X N J H A D H A E C X E G J P A B C
G Q O W C E R F C U J I D C L P D N G F W I P X
K C O V L D E L B M E R T W X X Y T N Y L B D H

soar

eagle

be kind

celebrate differences

unusual

awe

pondered

awkward

clumsy

gangly

diploma

mocked

trembled

tended

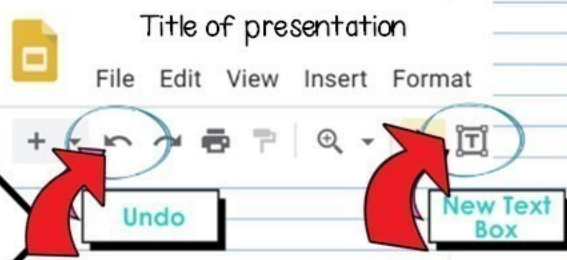
different



WORKING WITH text boxes...

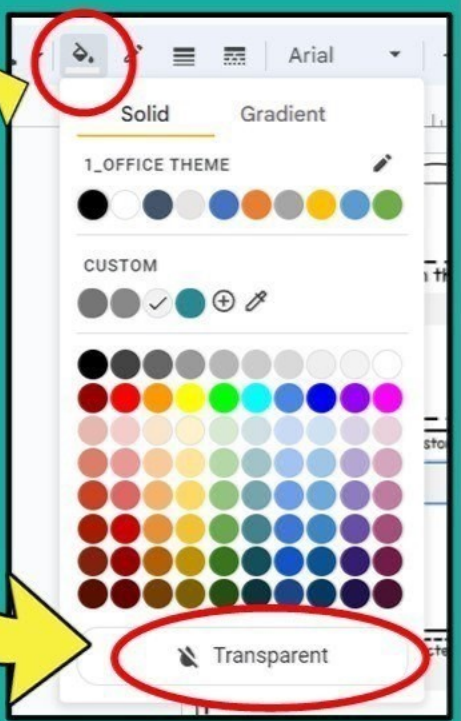


- Text boxes have already been added for you.
- You can change the font if you don't like it.
- You can change the size of the font if you need to.
- You can also change the font color!

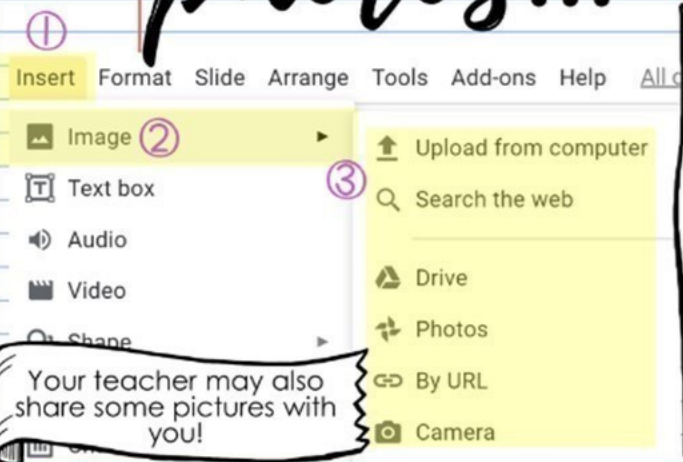
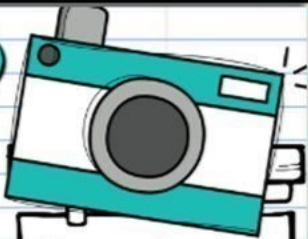


If you accidentally delete a text box, you can click on the "undo" arrow, or you can create a new text box.

* The text boxes I create usually have a grey background. You can take the grey off by clicking on the "fill tool" and then choosing "transparent".



HOW TO ADD photos...



You can insert an image several different ways.

The easiest way to complete this digital memory book is to add all the pictures you will need to your computer or upload them to your Google Drive.

TO ACCESS YOUR
DIGITAL RESOURCE,
READ THIS PAGE.



GOOGLE SLIDES LINK:

For the DIGITAL section of your resource.

WHAT YOU NEED TO GET STARTED:

1. Download Link for the Google Slide Product and make a copy.
2. Have access to the Internet and a Google Account. (FREE)
3. Open the file on your own Google Drive and engage while in the edit mode.

THIS IS YOUR MASTER TEMPLATE!

1. CLICK THE **STAR** below to make your master copy on Google.
2. Once you make your master copy and rename it to the title of your choice, you can assign it to your students in Google Classroom, on their Google Drives, or in Canva.

*There are multiple platforms that you can use this digital file with.

**To show and/or explain to your students how to complete the assignment, download it as a PowerPoint from your Google doc.

If you notice an issue with your file,
notice an error,
or in any way encounter an error,
please contact me at
kristen@thebrightcookie.com
and I will be more than happy to
sort it out!

CLICK HERE



Credits

Thank you to all the incredible artists for their beautiful design elements and expertise contributed towards this resource!



Madeleine MacRae



<https://artprojectsforkids.org/>

