

SMART SPORTS TEK **SMART BACKSTOP®**



DESIGNED IN USA US Patent Number 7,963,865 --- Other Patents Pending

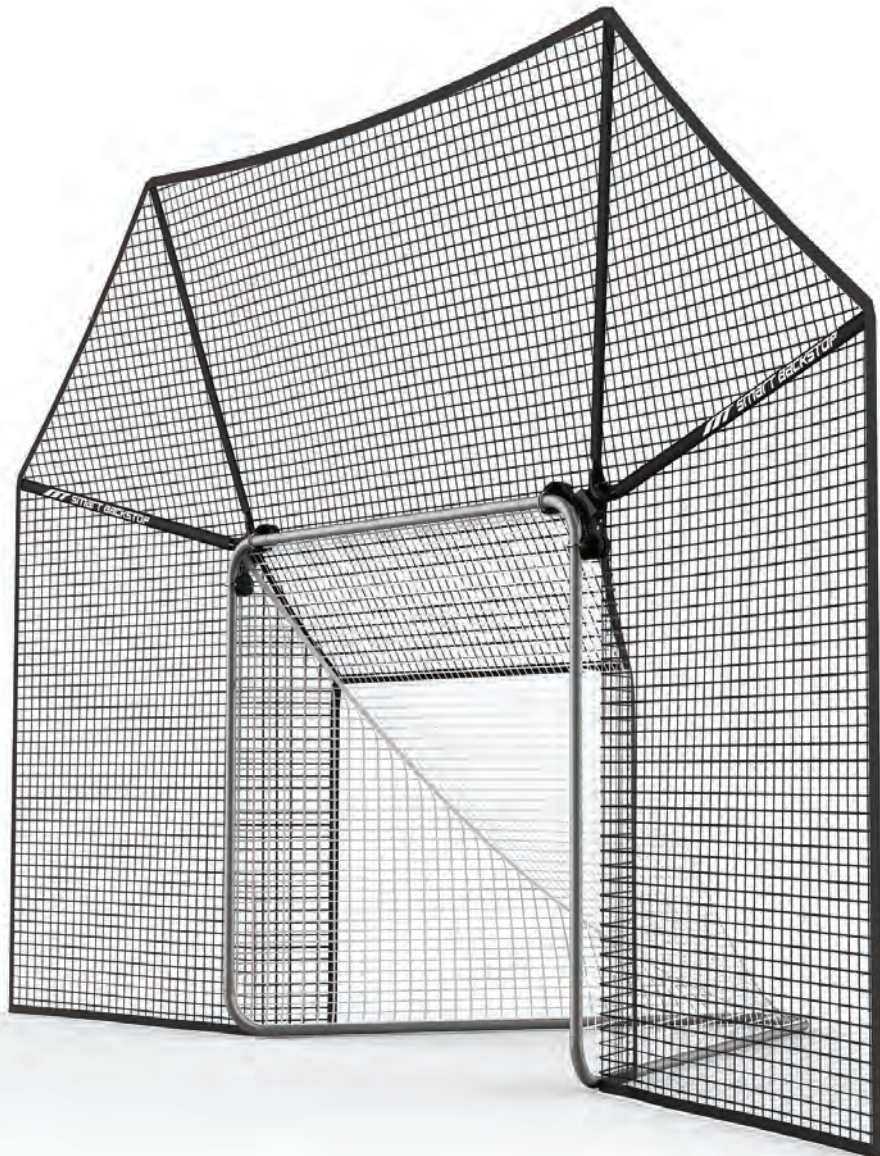
FOR LACROSSE

Welcome to our Team.

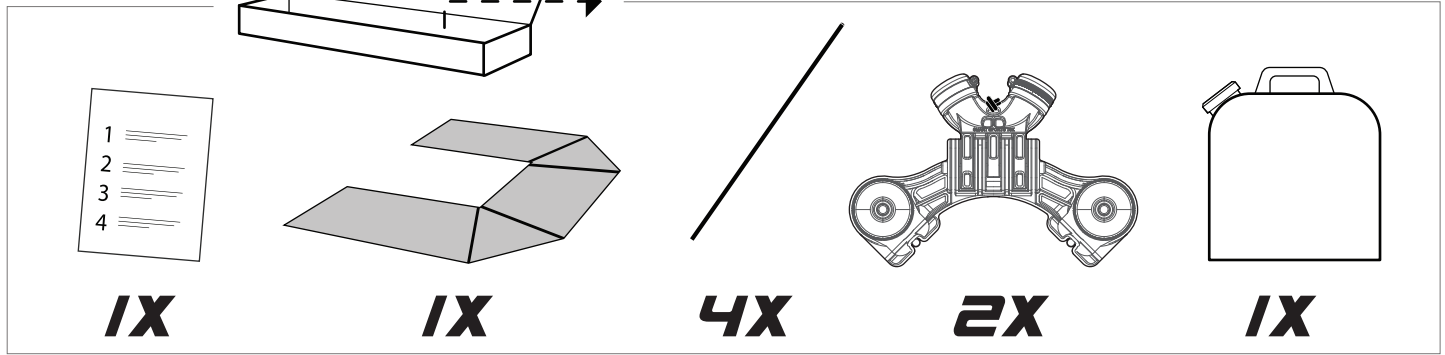
Congratulations on your new Smart Backstop purchase. Please be sure to read and understand these instructions prior to use, always use common sense, and always wear protective gear during practice. You are one step closer to performing your best. Practice often, practice smart®.

Bienvenue dans notre équipe.

Félicitations pour votre achat du filet Smart Backstop. Assurez-vous de lire attentivement ces instructions avant toute utilisation et de porter les équipements de protection nécessaires. Smart Backstop vous aidera à vous perfectionner, il vous permettra de vous entraîner souvent et facilement.

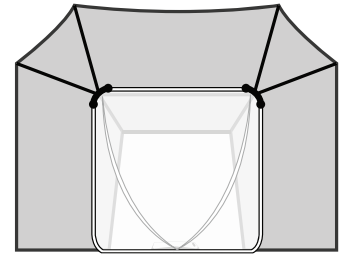


Contents Contenu

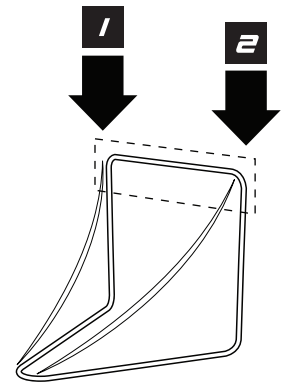
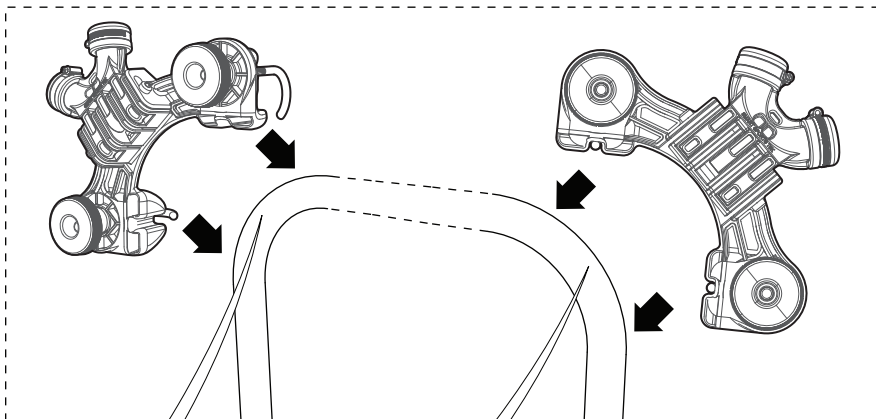


We recommend assembling your Smart Backstop where you plan to use it. Choose a safe location in case shots miss the backstop completely or rebound off the goal.

Il est recommandé d'assembler votre Smart Backstop à l'endroit où il sera utilisé. Choisissez un endroit sûr au cas où un tir manquerait le filet ou ricocherait sur la cage.

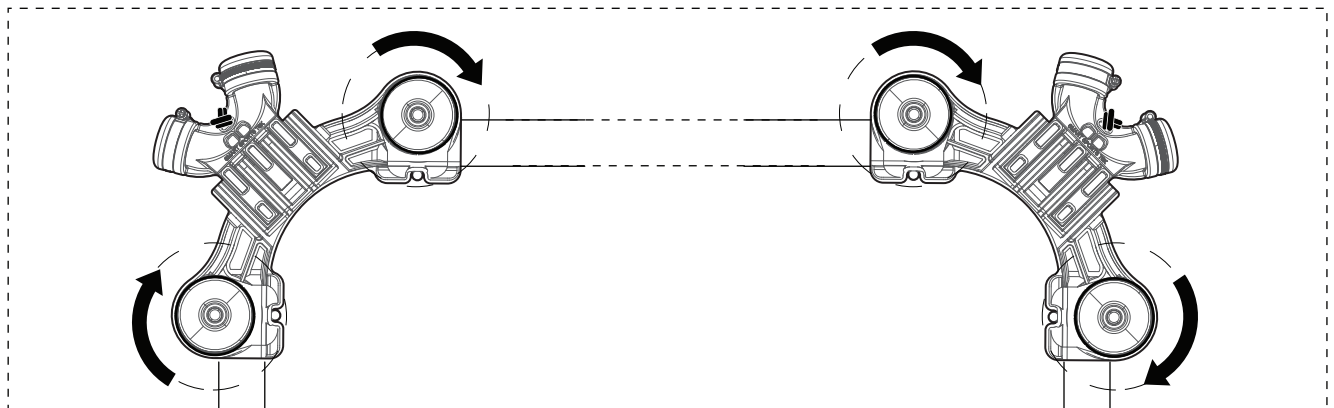


- 1 Attach brackets to rear goal corners.
Fixez les supports sur les 2 coins de la cage arrière.



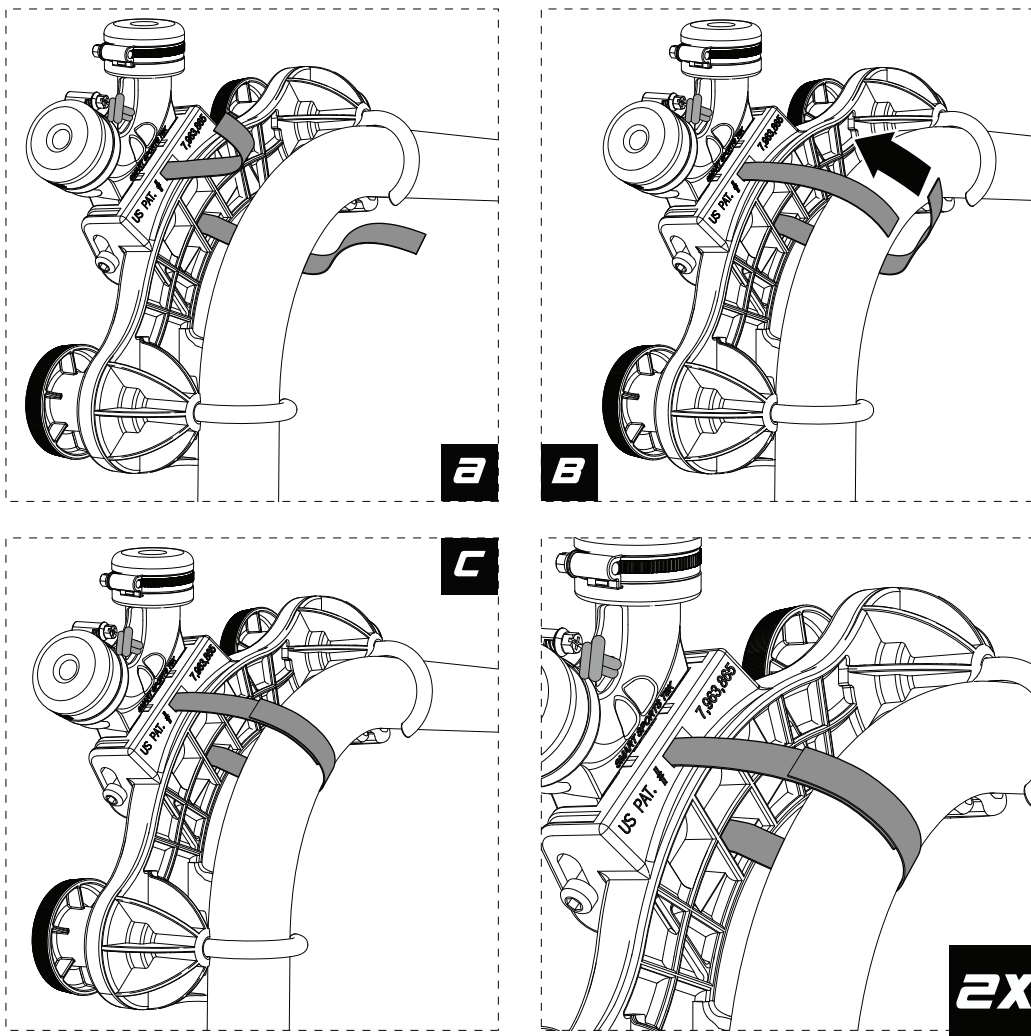
! Mount from rear of goal.
Monter dans le sens arrière sur la cage de but.

- 2 **!** Firmly tighten brackets.
Serrez fermement les supports.



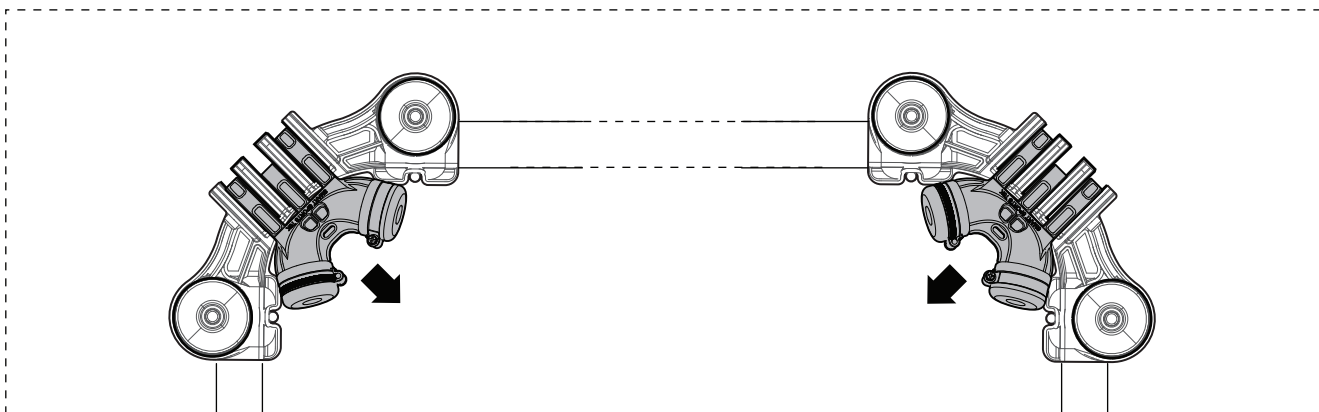
3

Fasten straps.
Serrez les sangles.



4

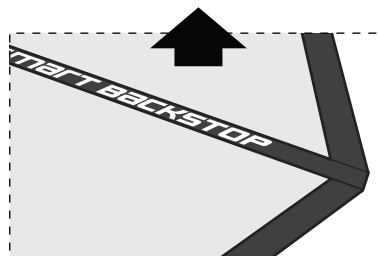
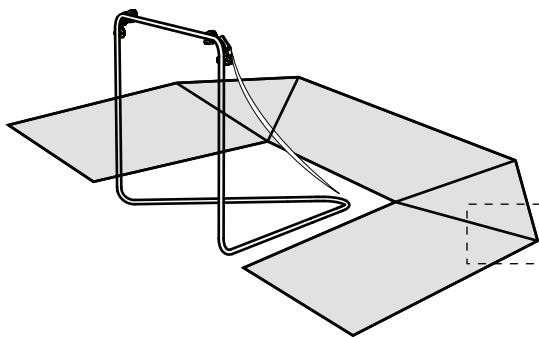
Flip pivot brackets down.
Disposez soigneusement la cage horizontalement (face cachée).



5

Spread net around rear goal.

Étalez le filet autour de la cage arrière.


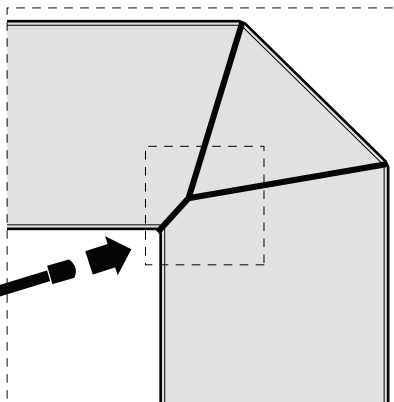



Smart Backstop face up.
Smart Backstop en haut.

6

Insert poles into net pole sleeves, cap end first.

Insérez les arceaux dans les fourreaux, extrémité du bouchon en premier.



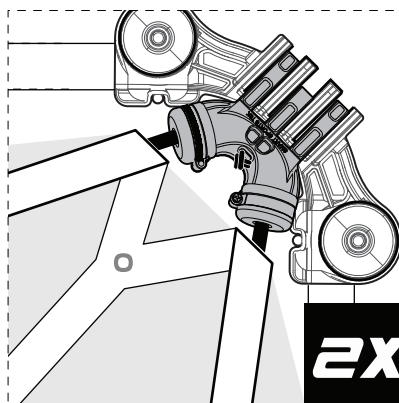
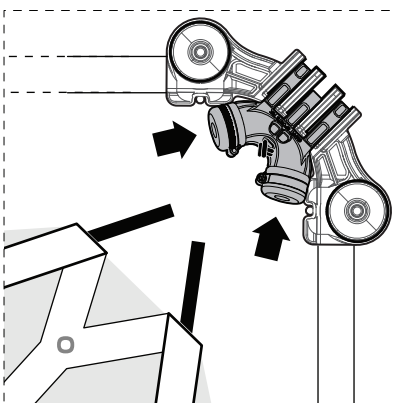
7

Slide net poles into pivot bracket $\approx 2.5''$
(label provides indication)

Glisser les arceaux en caoutchouc dans la charnière, (étiquette fournit une indication)



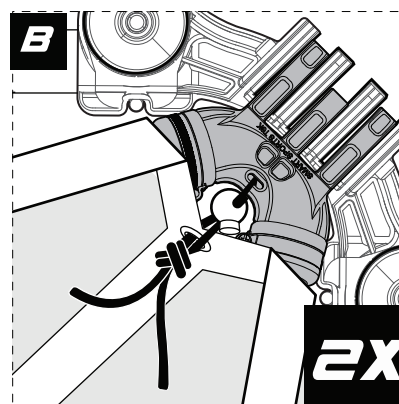
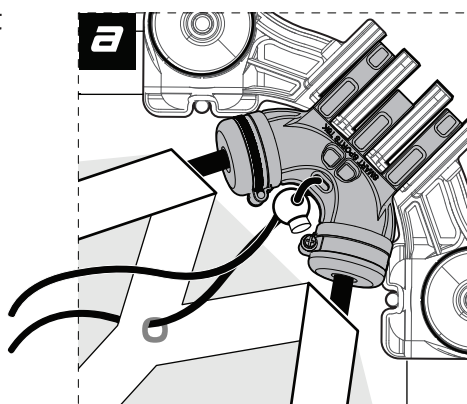
Adding water to the net pole ends will allow them to insert easier.



8

Tie bungee cord to net pole sleeves.


Nouez le cordon aux fourreaux.



9

Fill supplied counterweight 3/4 full with water and be ready to set in place.

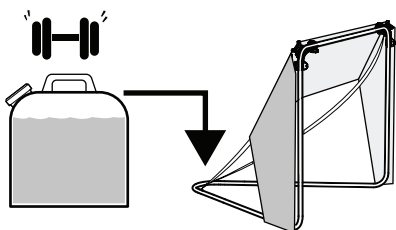
Remplissez le contrepoids fourni au 3/4 avec de l'eau avant de le mettre en place.



10


Immediately place supplied counterweight filled with water on rear goal frame

Placez immédiatement le contrepoids rempli d'eau sur la barre arrière de la cage.



Never leave backstop in upright position in high wind or bad weather; always use supplied counterweight.

Ne jamais laisser le filet de sécurité en position verticale en cas d'intempéries et toujours utiliser le contrepoids fourni.



11

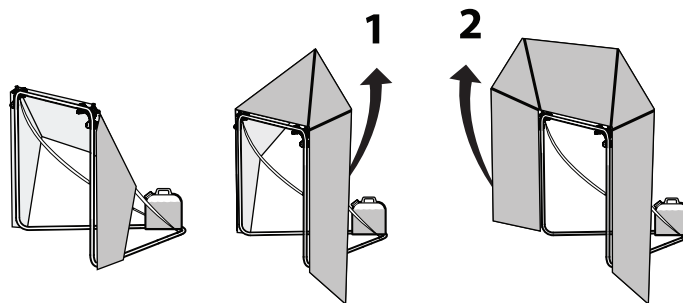
Open backstop by lifting pivot bracket until the pivot bracket clicks in place.

Backstop ouvert en soulevant le support de pivot jusqu'à ce que le support de pivot s'enclenche.



Keep hands clear of hinge.

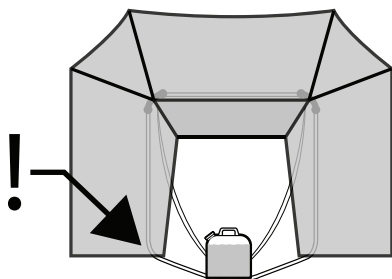
Gardez les mains éloignées des charnières.



12

Straighten net wings.

Adjustez les rabats du filet.



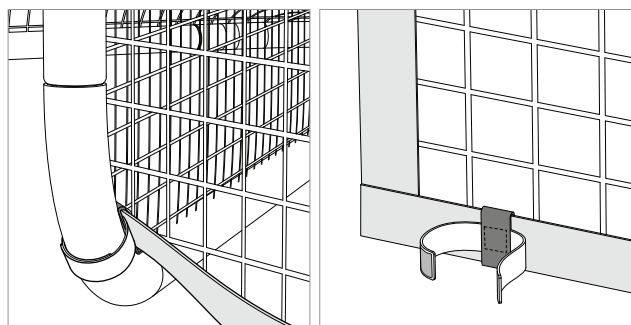
Net wing overlaps goal net.

Les rabats du filet doivent chevaucher la cage.

13

Attach net cross strap to goal frame for improved net wing performance.

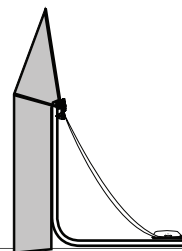
Attachez les lanières du filet à la cage du but pour améliorer les performances de votre filet.



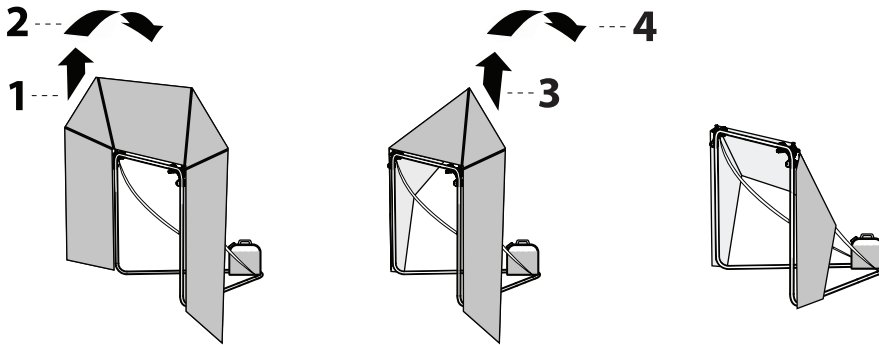
14



PRACTICE SMART™

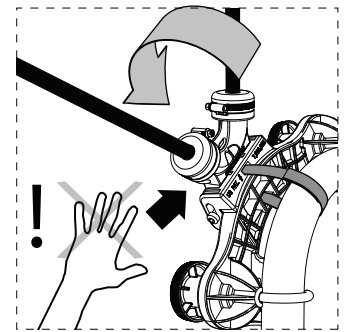


To Stow and Deploy *Rangement*



Lift hinge bracket and fold behind goal. Always fold back when not in use.

Levez la charnière du filet et pliez le derrière la cage. Toujours replier le filet vers l'arrière lorsque la cage n'est pas utilisée.



Keep hands clear of hinge.

Gardez les mains éloignées des charnières.

Smart Sports Tek Statement of Liability

PLEASE READ PRIOR TO PURCHASING OR USE

Smart Sports Tek takes safety seriously. Lacrosse is a fun but also a DANGEROUS sport. You must read and fully understand all user instructions and always use common sense. We recommend wearing all protective gear including but not limited to helmet, face mask, shoulder pads, chest pads, back and kidney pads, arm pads and gloves during practice.

To the best of Smart Sports Tek's knowledge, we make every effort to embody the highest degree of protection in all the equipment we manufacture. We cannot, however, guarantee freedom from injury. The user assumes all risk of injury due to use. All merchandise is sold on this condition, which no representative of the company can waive or change. Equipment should be used only as intended, maintained carefully, inspected periodically by user for loose fittings and tested for stability.

Please remember that no product is 100% perfect. We have designed this Backstop to help prevent passed balls but some balls WILL get passed so use caution when locating your goal in the yard or field of play, etc.

Please remember that REBOUNDED balls **will happen**. Be aware that this product will not prevent balls from rebounding off the goal pipe/frame back at you. Use caution when shooting at the goal and always be aware of rebounding balls.

By agreeing to this STATEMENT OF LIABILITY you agree to HOLD HARMLESS Smart Sports Tek, its principals, affiliates and suppliers from ANY and ALL Liability for any reason.

As the consumer, you agree to defend, indemnify and hold Smart Sports Tek harmless from and against any and all claims, liabilities, demands, penalties, forfeitures, suits, judgments and the associated costs and expenses (including attorney's fees), which Smart Sports Tek may hereafter incur, become responsible for or pay out arising out of your use of the Product.

If you do not agree with this STATEMENT OF LIABILITY do not purchase or use this product.

REMEMBER SAFETY FIRST AND ALWAYS USE COMMON SENSE!

Practice Smart®!

The SMART SPORTS TEK Team

Smart Sports Tek Warranty

I. Limited Warranty

As described in and as limited by this Limited Warranty, SMART SPORTS TEK (the "Company") warrants the "Product" to be free from defects in workmanship and materials for a period of 90 days from the date of original purchase. The term defects shall mean any imperfections that impair the use of the product. The Company reserves the right to request confirmation of Proof of Purchase when requesting parts or service in order to confirm that the unit is within its warranty period.

II. Conditions and Restrictions

This warranty is valid only in accordance with the conditions set forth below:

a. Except as provided herein, this Limited Warranty covers all defects in materials and workmanship. This Limited Warranty is void if the Product is:

- Damaged through improper usage or storage, negligence, misuse, abuse, transportation damage, acts of nature, or accident (including failure to follow the instructions supplied with the product).
- Used in commercial applications, rentals or a commercial environment.
- Modified or repaired by anyone not authorized by the Company.

b. The Limited Warranty does not cover:

- Any items that may show signs of wear due to abnormal usage.
- Any transportation/delivery/installation costs incurred by the Consumer (either home from the original place of purchase or back to the original place of purchase).

c. What Company will pay for:

- If any part of the component of the Product which is covered by this Limited Warranty is found by the Company to be defective, the Company will provide replacement parts without charge. The Company's obligation to repair or replace the Product or any portion thereof, shall be limited to the original purchase price of the product.
- If during the Limited Warranty period, the product is found to be defective, the Company will, at the Company's option, repair, replace, or make remuneration for the Product (either the same or equivalent value) without charge.

III. Warranty Enforcement

a. SMART SPORTS TEK shall determine in its sole discretion whether or not a Product fails to conform to its warranty. In the event that SMART SPORTS TEK determines that a Product fails to conform to its warranty, SMART SPORTS TEK will provide, at its option, one of the following at no charge to the original purchaser: (a) repair of the Product or (b) replacement of the Product. The appropriate remedy will be determined by SMART SPORTS TEK based upon the following considerations: (a) the value of the Product with no Defect, (b) the significance of the Defect, and the inconvenience each remedy would place on the original purchaser. THESE SHALL BE THE SOLE AND EXCLUSIVE REMEDIES OF THE BUYER FOR ANY BREACH OF WARRANTY.

b. In order to enforce your rights under this Limited Warranty, you must follow these procedures:

- You must return the ORIGINAL COPY OF YOUR SALES RECEIPT to the Company. ALL WARRANTY CLAIMS MUST BE ACCOMPANIED BY A COPY OF THE SALES RECEIPT/PROOF OF PURCHASE.
- You must contact the Company's Consumer Service Department at info@smartsportstek.com to notify the Company of the nature of the problem. Customer Service hours are Monday through Friday between the hours of 9:00 A.M. and 5:00 P.M. (EST). At the Company's option, replacement parts or a new Product (either the same or equivalent value) will be sent to you at no charge.
- If you are instructed to return the Product to the Company for servicing, you are responsible for shipping the Product, at your expense, to the address designated by the Company and in packaging that will protect against further damage.
- You must also include your name, address, daytime telephone number, Product model number, and a description of the problem.
- The Company will pay for any shipping charges to return the repaired or replaced Product to you.

THIS WARRANTY DOES NOT COVER PRODUCTS PURCHASED FROM AUCTION WEBSITES SUCH AS eBAY or eBID. PROOFS OF PURCHASE FROM AUCTION WEBSITES WILL NOT BE ACCEPTED.

THIS LIMITED WARRANTY IS AVAILABLE ONLY TO THE ORIGINAL PURCHASER OF THE PRODUCT AND IS VALID ONLY IN THE UNITED STATES. THE COMPANY'S LIABILITY IS LIMITED TO THE REPAIR, REPLACEMENT, OR REMUNERATION, AT ITS OPTION, OF ANY DEFECTIVE PRODUCT AND SHALL NOT INCLUDE ANY LIABILITY FOR INDIRECT, INCIDENTAL, OR CONSEQUENTIAL DAMAGES OF ANY KIND. THIS WARRANTY IS EXPRESSLY MADE IN LIEU OF ALL OTHER WARRANTIES, EXPRESSED OR IMPLIED, INCLUDING BUT NOT LIMITED TO THE IMPLIED WARRANTY OF MERCHANTABILITY AND THE IMPLIED WARRANTY OF FITNESS FOR A PARTICULAR PURPOSE. SOME STATES DO NOT ALLOW LIMITATIONS ON HOW LONG AN IMPLIED WARRANTY LASTS OR DO NOT ALLOW FOR EXCLUSION OF INCIDENTAL OR CONSEQUENTIAL DAMAGES. TO THAT EXTENT, THE ABOVE LIMITATIONS MAY NOT APPLY TO YOU.

If you have any questions regarding this Limited Warranty or the operation of the Product, you may email or write us. (See page 8)

Smart Sports Tek Return Policy

Smart Sports Tek understands that you may need to return an item. We're happy to offer returns within 30 days of purchase.

Damaged, Defective or Incorrect Item Returns:

Upon receipt, if the package is damaged or upon opening, the product is found to be damaged, defective or not the item you ordered, email us at info@smartsportstek.com and we will make it right!

General Returns:

Please note that unless found to be damaged upon opening, items MUST be returned in the original packaging as received and you must have a Return Material Authorization (RMA) number for all returns. The customer is responsible for all return shipping cost. All returns are subject to a 20% restocking fee. If the product is returned in a manner that makes the product unable to be resold, the product has been opened but without damage or defect, the product is missing parts it will be subject to a 50% restocking fee.

Please note, Smart Sports Tek may limit, decline or charge a restocking fee on some returns and exchanges including, but not limited to the following examples: If the product is returned in a manner that makes the product unable to be resold, the product has been opened but without damage or defect, the product is missing parts.

Smart Sports Tek cannot accept return packages sent as Cash On Delivery (C.O.D.).

Refunds:

Refunds are provided in the original form of payment for the purchase price of the item, including sales tax, and will be issued within 30 days of Smart Sports Tek receiving the return. Original shipping charges are not refunded as part of your return, unless the item is being returned due to damage upon receipt, found to be defective upon initial use or you received an item you did not order.

Return Procedure:

- Returns must be within 30 days of purchase.
- Returns MUST be in the original packaging and MUST be unopened. Please do not attempt a return if it does not meet this criteria, as the package will have to be refused.

Please Note: Returns due to damage upon receipt, found to be defective upon opening or on initial use or if you received an item different than ordered, must be returned unused, in the original packaging, and include all accessories that came with the item as originally shipped from Smart Sports Tek.

- A Return Material Authorization (RMA) number is required and is issued from Smart Sports Tek. Simply email us at info@smartsportstek.com and include the reason for return and upon review and acceptance an RMA number will be issued via email. Please write the RMA number beside the shipping label on the outside of the package.
- Ship to:

Smart Sports Tek, Inc. Returns
C/O Sprocket Express
23 West Bacon Street, Suite 5
Plainville, MA 02762
(508) 695-3673

Please make sure that the RMA number is on the outside of the package beside the shipping label!

Please note that Smart Sports Tek recommends using UPS for all returns. They will provide a tracking number for the shipment and work to ensure the product is not damaged in transit.

Practice Smart™
SMART BACKSTOP®

Visit us online at Smartsportstek.com



facebook.com/smartbackstop



twitter.com/smartbackstop



[Instagram.com/smartbackstop](https://instagram.com/smartbackstop)

Smart Sports Tek, Inc.
100 Randall Road #205
Wrentham, MA 02093

Comments or Questions?
Email: info@smartsportstek.com

