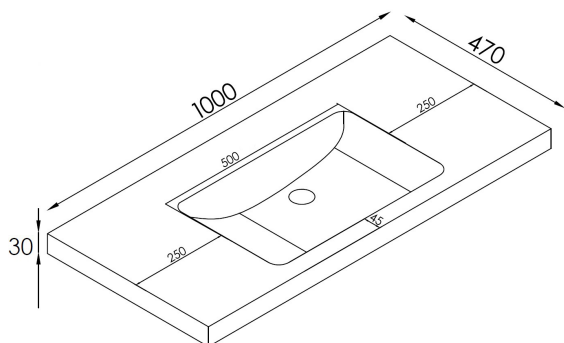
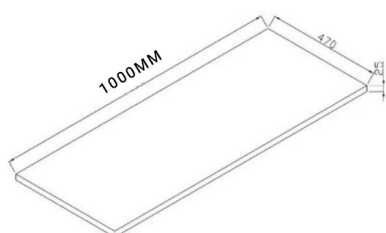



**WHITE GLOSS MILAN TOP**  
(Includes Overflow)



**MATTE WHITE MILAN TOP**  
(No Overflow. Drillable taphole onsite.)



**MATTE WHITE SLAB TOP**  
(Drillable taphole onsite.  
Centre Basin Only)



## CARE AND USE

Matt stone resin basins.

The matte finish on these products should be regularly wiped clean with non scouring, neutral wash solutions or a mild abrasive as required. For severe scratching use wet and dry sand papers beginning with 1000 grit or 800 grit if required. Rub only very lightly with plenty of water to avoid scratching.