

# SPECIFICATION SHEET


## EVOKE CL100 HEATED TOWEL RAIL



### Features

- IP45, 230-240V
- 201 Grade Stainless Steel (Chrome & Matte Black)  
304 Grade Stainless Steel (Brushed Nickel)
- Colour Finishes: Chrome (77W), Matte Black (93W),  
Brushed Nickel (77W), Gunmetal (77W), Brushed Brass (77W),  
Brushed Copper (77W) and Matte White (93W)
- Multi-connect Wiring Options
- Wiring kits included
- Dimensions: H800 X W600 X D122

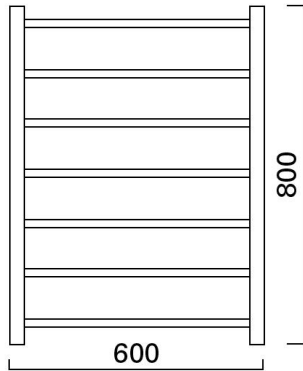
### Colour Options with Code



### Technical Details

Note: All measurements shown are in millimetres. Sizes are nominal.

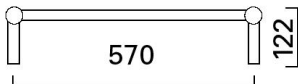
FRONT VIEW




SIDE VIEW



TOP VIEW



12mm  
Drill Hole  
required for  
Concealed  
Wiring



Universal Wiring Options



Newtech heated towel rails are designed for NZ bathrooms. These are tested to ensure they meet the high product standards set by Australia and New Zealand AS/NZS 60335.



Our 10 year warranty offers our customers peace of mind knowing our products are free of defects, both in materials and workmanship.



Our Newtech range of heated towel rails come with a IP45 rating for use in Zone 2.



Our Evoke electrical connections are multi-connect wiring, concealed or exposed.



The installation of your towel rail must be performed by a registered electrician. Installation is to comply with AS/NZS 60335 Safety Standards.



Can be used in conjunction with a timer.



Manufactured from high quality durable stainless steel.