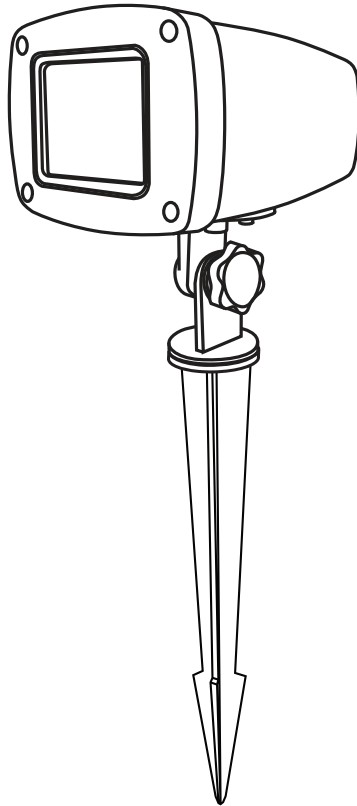



Color Laser Light Instructions

LL03-QUATRO
(Red/Green Double Coverage Laser)



 **LASER RADIATION**
AVOID DIRECT EYE EXPOSURE
CLASS IIIa LASER PRODUCT
Diode Laser
Max Output < 5mW
Wavelength 532nm-660nm

**ONLY USE SUPPLIED
TRANSFORMER**

IMPORTANT SAFEGUARDS

To reduce the risk of fire, electric shock, or injury when using any electric appliance, precautions should be made. These precautions include but are not limited to:

Read all instructions.

CAUTION! — Use only as directed. Improper use may result in damage to the eyes due to direct exposure to laser radiation.

This product has a polarized plug to reduce the risk of electric shock. It will therefore only fit into a polarized outlet one way. If the plug does not fit, reverse the plug. If it still does not fit, contact a qualified electrician. Do not use with an extension cord unless the plug can be fully inserted. Do not alter the plug.

This unit is certified as a Class IIIa laser product by the US Federal Laser Product Performance Standard (FLPPS) according to regulations in 21 CFR Subchapter J. Class IIIa laser products can be hazardous when directly viewed.

Avoid looking directly into Class IIIa lasers. This product, as well as other demonstration laser products like some laser pointers, are classified as Class IIIa laser energy levels. This product uses diffractive optics to scatter the beam of energy. This scattering effect causes the energy concentration to drop below the exposure limits for momentary or accidental viewing at a relatively short distance from the laser aperture. As with all bright light sources, when you operate this device in public areas it is recommended that up-close access to the light be restricted.

While the Class IIIa laser in this device may be hazardous on its own, it is encased in a protective housing and uses diffractive holographic optics, therefore users are not directly exposed to laser radiation during operation or maintenance. Each individual laser beam is less than 5mW, which is about the same as an average laser pointer.

DO NOT attempt to open the protective housing or operate the device if the aperture windows are damaged. If the unit requires service that involves removing the protective housing, contact the manufacturer. Opening the protective housing voids the warranty.

Use only three-wire outdoor extension cords that have three-prong grounding plugs, plugged into grounded outlets. Acceptable extension cord types:

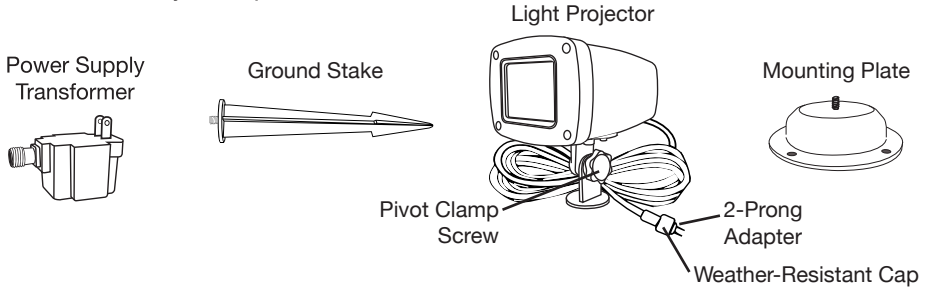
SW, SW-A, SOW, SOW-A, STW, STW-A, STOW, STOW-A, SJW,
SJW-A, SJOW, SJOW-A, SJTW, SJTW-A, SJTOW, SJTOW-A

Ground Fault Circuit Interrupter (GFCI) protection is to be provided on the circuit(s) or outlet(s) to be used while operating portable laser light in a wet location. Receptacles with built-in GFCI protection are available for this purpose.

SAVE THESE INSTRUCTIONS

Before You Begin

Carefully unpack package contents to make sure all parts are present. Some assembly is required.



Assembly

Screw the ground stake or mounting plate into the bottom of the light projector clockwise until tight (fig. 1). To adjust the angle of the light projector, loosen the pivot clamp screw by turning it counterclockwise. Once the angle adjustment is made, twist the pivot clamp screw clockwise until tight to secure (fig. 2).

Plug the 2-prong adapter into the power supply transformer. Screw on the weather-resistant cap tightly to help protect the connection from weather.

The mounting plate can be attached to a wooden structure such as a deck using 4 screws (not included).

The unit can be detached from the mounting plate without removing the entire assembly simply by unscrewing the unit counterclockwise.

Fig. 1

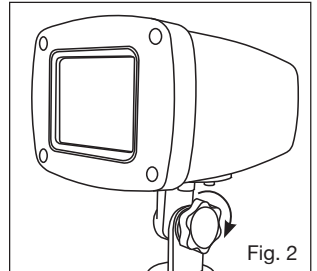


Fig. 2

△ IMPORTANT: Point Night Stars directly at your home and never point Night Stars directly into the sky. Do not project Night Stars at or within the flight path of an aircraft within 10 nautical miles of an airport. If the surface at which you intend to point the Night Stars laser is within 10 nautical miles of an airport, lower the angle so that it does not point into the sky. **Do not point laser light toward oncoming pedestrians, vehicles, or traffic routes on land, sea, or air.**

Operation

Press the button on the back of the laser unit to choose between red laser, green laser, dual-colored laser, or off.

Daily Timer

The laser light has an automatic, built-in timer that turns the unit on for 6 hours and shuts off for 18 hours each day. This timer cycle begins when the laser is turned on and resets each time the laser is turned off and then on again. Unplugging the laser will also reset the timer.

Notes:

- Only use supplied transformer connected to a properly grounded outdoor outlet.
- Do not use with dimmers.
- Operate in temperatures of -4°F to 86°F . There may be a slight delay if operating below 55°F . Please allow up to 10 minutes for light to warm up and reach its full projection. Green laser startup time may take up to 30 minutes in temperatures below 14°F .
- When hanging the laser light with equipment other than what is included, for safety purposes it is recommended to mount using a sturdy hanging clamp and safety cable.

Product Specifications

Laser Classification	Class IIIa
Maximum Laser Power	(Single beam) Less than 5mW
Laser Wavelength	Green: 532nm / Red: 660nm
Laser MTBF	More than 5000 hours
Power Consumption	Up to 19 watts
Power Input	120VAC (when used with supplied transformer)
Operation	Indoor / Outdoor
Operating Temperature	-4°F to 86°F
Maintenance	Maintenance free – no user serviceable parts
Warranty	Limited 1-year warranty



Viatek Site

Model No. LL03-QUATRO

REV- 011116

PATENT PENDING

For customer service call 888.7.VIATEK (+1.423.402.9010 for outside the United States) or visit us online at viatekproducts.com

Pour le service a la clientele appelez le 888.7.VIATEK (+1.423.402.9010 a l'exterieur des Etats-Unis) ou visitez viatekproducts.com

Para servicio al consumidor llame al 888.7.VIATEK (fuera de Estados Unidos marque +1.423.402.9010) o visite viatekproducts.com



Read Instructions
Before Operating

MADE IN
CHINA



DO NOT DISPOSE OF BATTERIES IN FIRE. ALWAYS DISPOSE OF BATTERIES PER LOCAL & FEDERAL GUIDELINES

© 2016 VIATEK CONSUMER PRODUCTS GROUP, INC. All specifications are subject to change without notice. All rights reserved.

Viatek Consumer Products Group, Inc. 6011 Century Oaks Dr. Chattanooga, TN 37416



Like Us



Follow Us