

## Brix

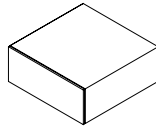


Brix is a modular stacking drawer system that can be arranged in almost endless configurations. Its versatility comes from its simplicity, resulting in a system that can be adapted, reconfigured, and expanded over time.

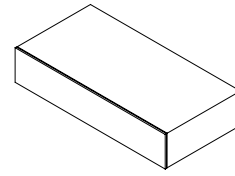
The pre-assembled modules are combined easily using simple pin-and-cam mechanisms to create rigid units that can be stacked to any height, while a steel under-frame provides strength and stability, along with the ability to gang units together seamlessly.

Brix durable high-gloss polyurethane lacquer is available in four colors. Tops are reinforced with steel to support heavy loads, while drawers are equipped with push-latch slides for easy opening. Steel 'fin' legs, or low platform base options increase the configuration possibilities.

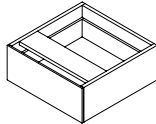




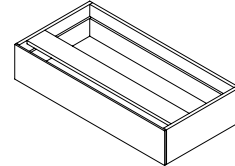
**Brix Top Box 50 BRX050T**  
L 50cm D 50cm H 20cm / L 19½" D 19½" H 7¾"



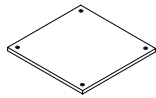
**Brix Top Box 100 BRX100T**  
L 100cm D 50cm H 20cm / L 39" D 19½" H 7¾"



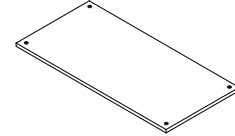
**Brix Mid Box 50 BRX050M**  
L 50cm D 50cm H 20cm / L 19½" D 19½" H ¾"



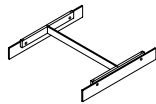
**Brix Mid Box 100 BRX100M**  
L 100cm D 50cm H 20cm / L 39" D 19½" H ¾"



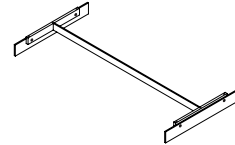
**Brix Base Panel 50 BRX050BAS**  
L 50cm D 50cm H 2cm / L 19½" D 19½" H ¾"



**Brix Base Panel 100 BRX100BAS**  
L 100cm D 50cm H 2cm / L 39" D 19½" H ¾"



**Brix Fin Base 50 BRX050FIN**  
L 50cm D 50cm H 7cm / L 19½" D 19½" H 2¾"



**Brix Fin Base 100 BRX100FIN**  
L 100cm D 50cm H 7cm / L 39" D 19½" H 2¾"

White / Charcoal / Putty / Red



Brix is made from high-density wood composite panels painted with a premium high gloss lacquer. The pieces are easily combined through a series of pins and cams to create a rigid drawer unit that can be stacked to any height. The intentional spacing and reveals between parts ensure consistent alignment.

Drawers are opened using sophisticated push-latch drawer slides that are concealed and move silently. The drawer boxes themselves are made with Bensen's standard European Birch plywood, but with taped top edges for a more finished look.

The two base options provide different advantages. The steel fin legs provide a way to lock ganged units together, and create the appearance of a single continuous unit. Panel bases allow units to sit low on the ground and are equipped with hidden levellers for adjustment on uneven floors. Both options ensure a tight fit when units are placed side by side.

Order one Top box, and one Base for each freestanding cabinet, plus the quantity of additional Mid box drawers required.