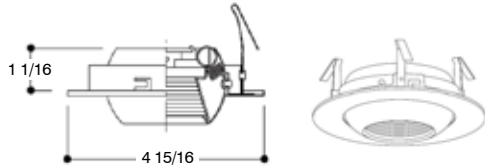


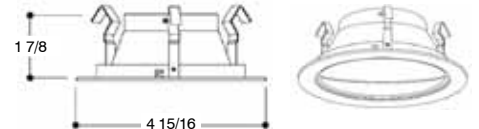
# 4" Low Voltage Recessed Trims



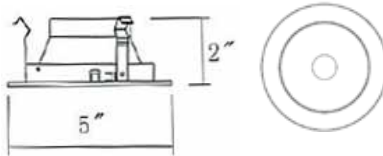
**RT413WH/LV**  
 Deep White Baffle with White Eyeball  
 Uses 50W 12V MR16 Lamps  
 Order Code: **78362**



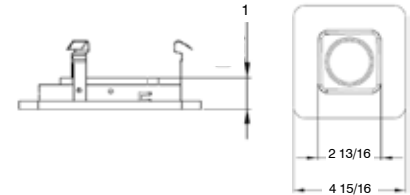
**RT421WH/LV**  
 All White Baffle Wall Wash  
 Uses 50W 12V MR16 Lamps  
 Order Code: **78279**



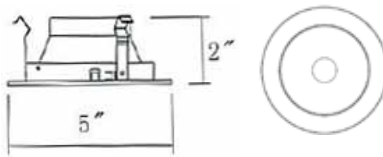
**RT418BL/WH/LV**  
 Black Baffle Pin Hole with White Ring  
 Uses 50W 12V MR16 Lamps  
 Order Code: **N/A**



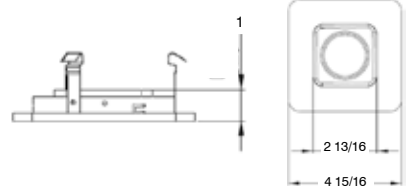
**RT422CH/LV**  
 Chrome Square Gimbal with Chrome Square Body  
 Uses 50W 12V MR16 Lamps  
 Order Code: **78171**



**RT418WH/LV**  
 White Baffle Pin Hole with White Ring  
 Uses 50W 12V MR16 Lamps  
 Order Code: **N/A**



**RT422NK/LV**  
 Nickel Square Gimbal with Nickel Square Body  
 Uses 50W 12V MR16 Lamps  
 Order Code: **78172**



Other Styles and Finishes Available - Consult Your Sales Representative. Specifications Subject To Change Without Notice.

Series	Aperture Size	2X #	Trim Color	Ring Color	Lamp Type/ Wattage	Airtight	Options
RT= Recessed Trim	3 4 5 6	See Below	WH = White BL=Black CH=Chrome NK=Satin Nickel CL=Clear GO=Gold	Blank=Same color as trim WH = White BL=Black CH=Chrome NK=Satin Nickel	Blank = Incandescent C=CFL G=GU LED=LED LV=Low Voltage	Blank = Non-AT or insert 'AT'	Used for trims with both Plastic and Metal Rings, Different Lensing, Etc

### Trim Numbering System

00 = Smooth Reflector	04 = Open Ring	08 = Slot	12 = Deep Baffle	16 = Deep Gimbal	20 = Wall Wash
01 = Baffle	05 = Open Ring	09 = Shower	13 = Baffle Eyeball	17 = Shallow Baffle	21 = Baffle Wall Wash
02 = Baffle	06 = Gimbal	10 = Deep Smooth Reflector	14 = OPEN	18 = OPEN	
03 = Eyeball	07 = Pin Hole	11 = Deep Reflector w/Baffle	15 = OPEN	19 = Deep Shower	