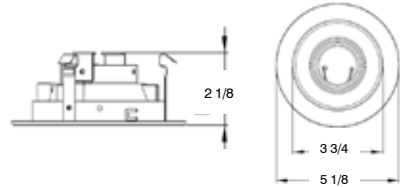


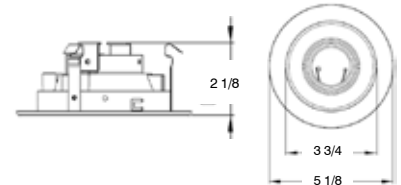
# 4" Low Voltage Recessed Trims



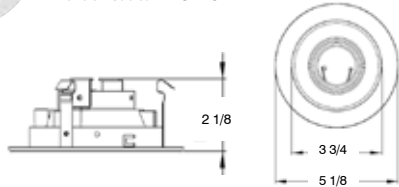
**RT401BL/LV**  
All Steel Black Baffle with Black Ring  
Uses 50W 12V MR16 Lamps  
Order Code: **78156**



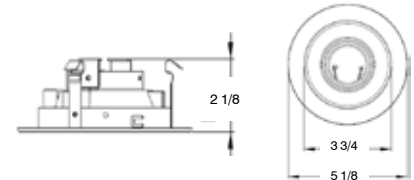
**RT401SCH/LV**  
All Steel Satin Baffle with Satin Ring  
Uses 50W 12V MR16 Lamps  
Order Code: **78159**



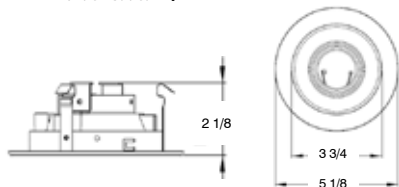
**RT401BL/WH/LV**  
All Steel Black Baffle with White Ring  
Uses 50W 12V MR16 Lamps  
Order Code: **71910**



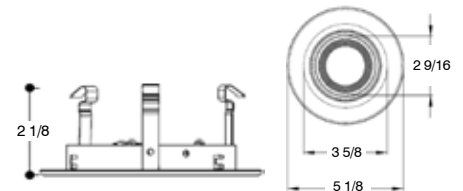
**RT401WH/LV**  
All Steel White Baffle with White Ring  
Uses 50W 12V MR16 Lamps  
Order Code: **79127**



**RT401BL/SCH/LV**  
All Steel Black Baffle with Satin Ring  
Uses 50W 12V MR16 Lamps  
Order Code: **N/A**



**RT406WH/LV**  
Shallow White Baffle with White Gimbal  
Uses 50W 12V MR16 Lamps  
Order Code: **77669**



Other Styles and Finishes Available - Consult Your Sales Representative. Specifications Subject To Change Without Notice.

Series	Aperture Size	2X #	Trim Color	Ring Color	Lamp Type/ Wattage	Airtight	Options
RT= Recessed Trim	3	See Below	WH = White	Blank=Same color as trim	Blank = Incandescent	Blank = Non-AT or insert 'AT'	Used for trims with both Plastic and Metal Rings, Different Lensing, Etc
	4		BL=Black	WH = White	C=CFL		
	5		CH=Chrome	BL=Black	G=GU		
	6		NK=Satin Nickel	CH=Chrome	LED=LED		
			CL=Clear	NK=Satin Nickel	LV=Low Voltage		
			GO=Gold				

### Trim Numbering System

00 = Smooth Reflector	04 = Open Ring	08 = Slot	12 = Deep Baffle	16 = Deep Gimbal	20 = Wall Wash
01 = Baffle	05 = Open Ring	09 = Shower	13 = Baffle Eyeball	17 = Shallow Baffle	21 = Baffle Wall Wash
02 = Baffle	06 = Gimbal	10 = Deep Smooth Reflector	14 = OPEN	18 = OPEN	
03 = Eyeball	07 = Pin Hole	11 = Deep Reflector w/Baffle	15 = OPEN	19 = Deep Shower	