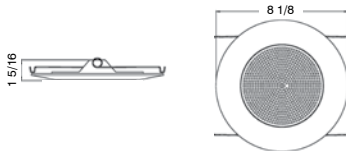


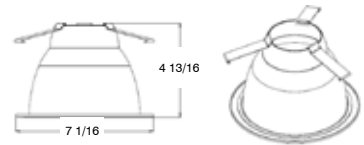
## 6" Line Voltage Recessed Trims



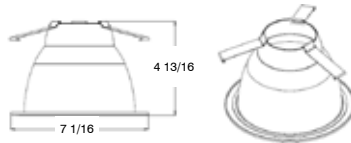
**RT609WH/FR/P**  
 Frosted Glass Lens with  
 White Plastic Ring Shower Trim  
 Uses 40W A19 Lamps  
 Order Code: **79160**



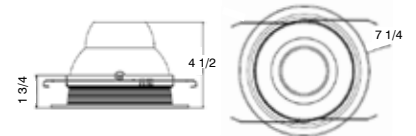
**RT610WH**  
 White Deep Reflector with White Ring  
 Uses 60W A19 Lamps  
 Order Code: **79154**



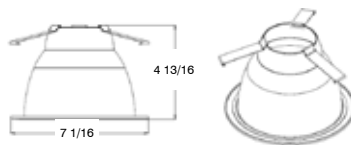
**RT610CL/WH**  
 Clear Deep Reflector with White Ring  
 Uses 60W A19 Lamps  
 Order Code: **79156**



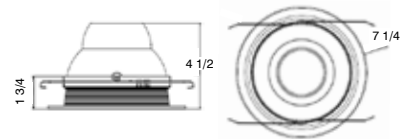
**RT611BL/WH**  
 Clear Deep Reflector with Black Step  
 Baffle and White Ring  
 Uses 60W A19 Lamps  
 Order Code: **70014**



**RT610GO/WH**  
 Gold Deep Reflector with White Ring  
 Uses 60W A19 Lamps  
 Order Code: **70709**



**RT611WH**  
 Clear Deep Reflector with  
 White Step Baffle and White Ring  
 Uses 18W-26W Quad/Triple Tube Lamps  
 Order Code: **79158**



Other Styles and Finishes Available - Consult Your Sales Representative. Specifications Subject To Change Without Notice.

Series	Aperture Size	2X #	Trim Color	Ring Color	Lamp Type/ Wattage	Airtight	Options
RT= Recessed Trim	3 4 5 6	See Below	WH = White BL=Black CH=Chrome NK=Satin Nickel CL=Clear GO=Gold	Blank=Same color as trim WH = White BL=Black CH=Chrome NK=Satin Nickel	Blank = Incandescent C=CFL G=GU LED=LED LV=Low Voltage	Blank = Non-AT or insert 'AT'	Used for trims with both Plastic and Metal Rings, Different Lensing, Etc

### Trim Numbering System

00 = Smooth Reflector	04 = Open Ring	08 = Slot	12 = Deep Baffle	16 = Deep Gimbal	20 = Wall Wash
01 = Baffle	05 = Open Ring	09 = Shower	13 = Baffle Eyeball	17 = Shallow Baffle	21 = Baffle Wall Wash
02 = Baffle	06 = Gimbal	10 = Deep Smooth Reflector	14 = OPEN	18 = OPEN	
03 = Eyeball	07 = Pin Hole	11 = Deep Reflector w/Baffle	15 = OPEN	19 = Deep Shower	