

Livekey


PC based Standalone Access Control

- Remotely enrol and disable key fobs
- No need to visit each door on-site
- Access data passes from PC to doors and door to door on user key fobs
- No expensive and unsightly cables to install
- Low cost and quick installation
- Simple easy to use software


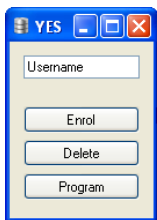
Local Installer Contact Details

Advent Controls
 St Andrews Business Centre
 91 St Mary's Road
 Liverpool
 L19 2NL


0845 467 0247



How it works



When the key fob is then used on-site, the new database is loaded into the door reader.



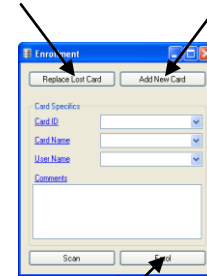
A new fob is enrolled or an existing fob is updated using the PC. This programs the current access database for all fobs on to the key fob.

The updated reader then passes the database to all the other fobs which can then go on to spread the new database to all doors on site.

Enrolling a new key fob

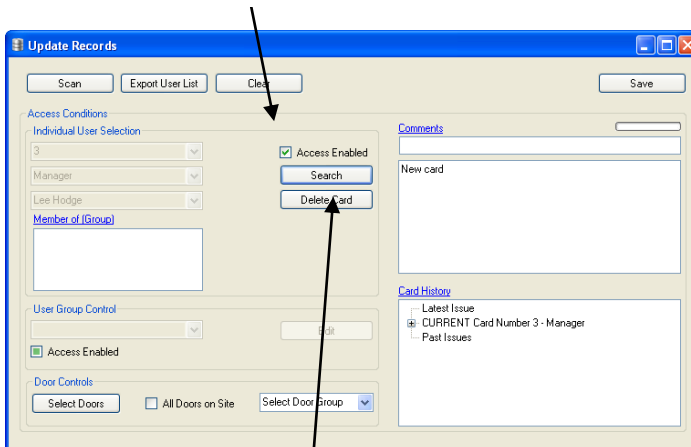
Enrolling a new key fob on to the system is a simple and intuitive process. Using the PC software the 'Add New Card' button is clicked bringing up the enrolment screen. The system manager is guided through the enrolment process at all times.

Click here to replace a lost fob ...or click here to add a new fob



Add user details and click 'Enrol'

This checkbox Enables/Disables access



Alternatively the user can be permanently deleted

Disabling a key fob

Once enrolled any changes to user access are controlled using the Amend User screen. Here the doors which are permitted can be changed and the user history can be seen.

To temporarily disable the key fob the 'Access Enabled' checkbox is toggled. To permanently delete the user the 'Delete Card' button is clicked.

Reader Selection



Vandal Resistant

- For external use
- Heavy metal case



Outdoor Reader

- Visual presence
- Suitable for outdoors



Internal Reader

- For internal use
- UK back-box mount



Mini Reader

- Small Design
- Suitable for outdoors