


JDC COIL-ON-PLUG IGNITION SYSTEM INSTALLATION INSTRUCTIONS & WARRANTY INFORMATION

Installation:


Step 1: Remove the bolts holding the factory coils in place. This should require a 10mm socket. Disconnect the gray connectors from each side and remove the factory coils.




Step 2: Insert the new JDC ignition system and plug in the connectors to the factory harness on both sides. They will snap into place when fully inserted. Press firmly on the top of each coil to make sure the coils mount flush to the valve cover.

Step 3: Use the included hex head bolts with washer to secure the mounting plate to the valve cover and tighten. Be careful not to tighten too much. This may result in stripping the threads on the valve cover.

Step 4: Replace the factory 10A fuse with the provided 15A fuse. The fuse is located inside the car in the driver side floorboard. It is the top left fuse in the #1 position as seen in the picture below:



Step 5 (Optional): For a cleaner look, you can unwrap the electrical tape on the left side factory wire harness and re-wrap the coil connector wires individually with wire sheath or electrical tape so the connection is hidden behind the valve cover. You can do the same with the connector on the right side. This will move the connections off the valve cover and give a cleaner look to your engine bay. See example below:



Warranty Information:

Plug-and-play Ignition systems:

The mounting plate, mounting hardware, and wire harness are covered by a lifetime warranty. Refurbished Denso coils are covered for 2 years from day of purchase, and new Denso coils are covered for 3 years from day of purchase.

DIY Ignition Systems:

Each DIY kit is covered by a 90-day warranty. This includes connectors, mounting plate, and mounting hardware. The warranty does not cover any parts that are damaged during assembly.

Replacement parts can be purchased separately if needed. Warranty does not cover any aftermarket coatings that are applied to the mounting plate or hardware. The same warranty applies to the coils. No warranty is given for a customer assembled wire harness.

To file a warranty claim please contact JD Customs USA.

* All warranties are only subject to the original buyer and are not transferable to other parties. JDC reserves the right to deny warranty claims under certain circumstances.

If you have any questions or concerns please contact us. We appreciate your business!

Instagram: @JD_Customs_USA

Facebook: jdcustomsusa

Text/call: (423) 665-9616

Email: Jon@jdcustomsusa.com

www.jdcustomsusa.com