


Construction Tips:

- Before you start, remember to debur and clean your pieces if necessary.
- You may pre-polish your piece with a dry #0000 steel wool pad.
- Assemble your pieces with a cool iron. This metal has a melting point of 450°F. A hot iron could result in melting of the product.
- After your glass is attached, piece should be thoroughly cleaned with hot soapy water, flux remover or degreaser.
- Remember to apply any patinas, if desired, immediately after cleaning. Use a toothbrush to get into tight areas.

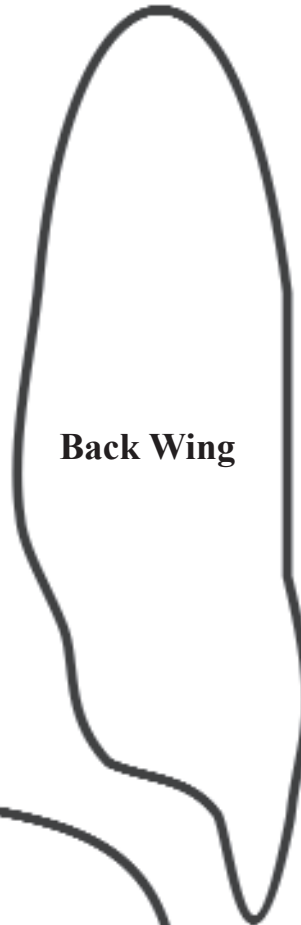
Always wear eye protection.

After your piece is completed, details and highlights can be brought out by lightly buffing with a clean, dry #0000 steel wool pad.


Lily Pad



Back Wing



Front Wing



Reverse wings for other side



Dragonfly

8306-09

©2016 Creative Castings™