

GameBall Thumb User Manual

To get the most out of *GameBall*, we highly recommend you watch our "GameBall Thumb Getting Started" video on our YouTube channel: <https://www.youtube.com/c/GameBallTrackball>

Compatibility:

- Windows 8 or later
- Mac OS X versions 10.10 or later
- Popular Linux distributions
- Chrome OS
- Android 5 or later

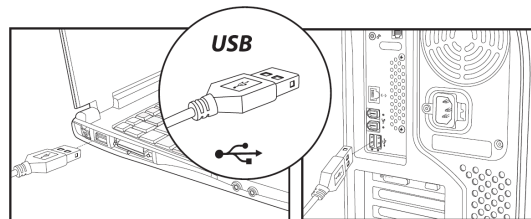
Specifications:

- Pixart PMW3325 Sensor
- Wireless 2.4Ghz
- 900mA Lithium battery
- Kailh GM2.0 20 million+ switches
- 1.8m detachable braided cable
- 1000hz polling rate
- Weight 190g / 6.7oz
- Wireless distance 10m / 32ft


Model numbers:
GBP0LL3X-LE
GBP0LL3X-SE

Wired Connection

To get started with your *GameBall* simply plug in the cable to an open USB port and you are ready to go. No special driver needed.



Wireless Connection

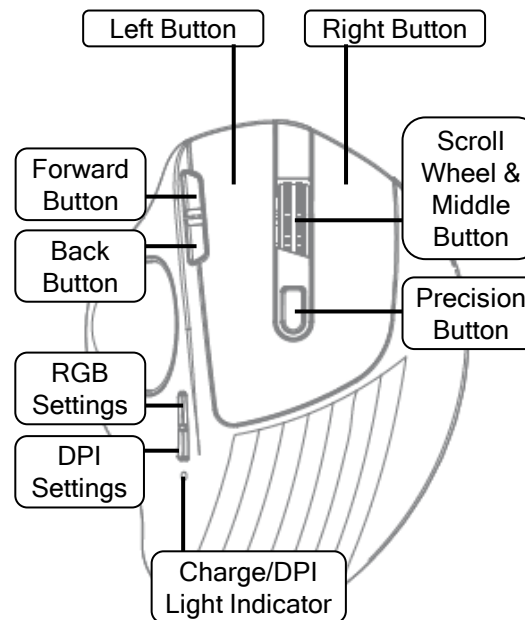


Step 1 - Turn on your GameBall

Step 2 - Plug in the wireless receiver into an open USB port.

Your *GameBall* will connect automatically and you are ready to go!

GameBall Functions



DPI Settings

To adjust the native sensitivity level click the DPI Settings button. Light Indicator will change color to show each level.
DPI = Dots Per Inch (cursor sensitivity).

Red	300 DPI - Slowest
Green	600 DPI - Default
Light Blue	1200 DPI
Blue	2000 DPI
Orange	3000 DPI
Purple	5000 DPI - Fastest

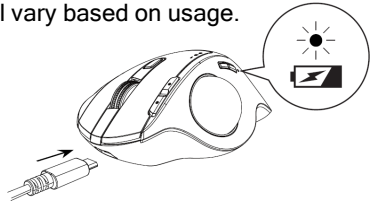
Precision Mode: A single click of the Precision Button will reduce the sensitivity to 300 DPI. Click again to return to normal.

RGB Settings

To cycle through the RGB (Red Green Blue) color light settings click the RGB Settings button. To turn off your RGB lights press and hold the same button for 3 seconds.

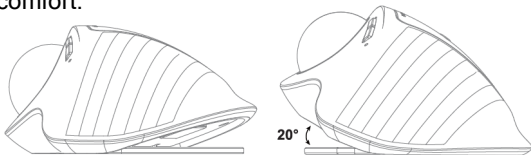
Charging

When your battery is low the Charge Indicator light will start to flash red. To charge your **GameBall Thumb** plug in the cable into your computer. The Charge Indicator light will continue to blink red while charging. The light will change to green when fully charged. Charging usually takes 1 to 1.5 hours. A full charge will last a typical user 1 month before recharging is needed. This will vary based on usage.



Angled Base

Your **GameBall Thumb** includes a built-in adjustable base. This base can be adjusted to provide an additional 20 degrees of angle. This can offer improved forearm posture and wrist comfort.



Support

Common Troubleshooting Steps

- Unplug, then replug your **GameBall**
- Try both Wired and Wireless modes
- Reboot your computer
- Test your **GameBall** on another USB port or computer
- Update your system drivers
- Check your system's mouse sensitivity settings
- Remove the ball and clean the area around the bearings of dirt and debris

Please visit our support page on our website at www.gamingtrackball.com for additional assistance.

You can email us directly at: support@gamingtrackball.com

GameBall is a product of Blue Sun Innovations LLC. 500 North Rainbow Blvd. Suite 300A, Las Vegas, NV 89107
contact@bluesuninnovations.com.

©2023 all rights reserved. All product names and brands are the property of their respective owners.

Warranty - The **GameBall** warranty covers defects in material and workmanship under normal use and service for one year from the original date of purchase. Blue Sun Innovations, at its option, shall repair or replace the defective unit covered by this warranty. Except where prohibited by applicable law, this warranty is nontransferable and is limited to the original purchaser and the country in which the product was purchased. This Limited Warranty does not cover: normal wear and tear, cosmetic damage or abnormalities, this includes (without limitation), scratches, color fading, dents and chips; damage caused from any unacceptable use or care of the product, including (without limitation) misuse, abuse, negligence, or any unauthorized modification, or upgrade; damage from external causes, including (without limitation), accidents, acts of God, liquid contact, fire or earthquake.

Limits of Liability - Blue Sun Innovations shall not be liable for any special, incidental or consequential damages, including, but not limited to loss of data, lost revenues, lost profits, loss of software, downtime, damage to property, and third-party claims, arising out of any theory of recovery, including warranty, contract, statutory or tort. Repair or replacement of this product, as provided herein, is the exclusive remedy. In no event will Blue Sun Innovations' entire liability exceed the purchase price of this product.

Maintenance & Safety - Once a month, or more based on use, you should remove the ball and clean the three support bearings of dirt and debris using a dry cloth or cotton swab. To remove the ball, use the eraser end of a pencil and push up from the bottom. The exterior can be cleaned with a damp cloth. Do not use soap, harsh cleaning agents, grease or oils with **GameBall**. Keep **GameBall** away from liquid, high humidity and moisture. Operate **GameBall** within the specific temperature range of 0°C (32°F) to 40°C (104°F). Do not attempt to disassemble and service the device yourself. Take breaks from long play sessions, and follow standard ergonomic best practices while using **GameBall**.

GameBall was tested and complies with the following electronic, health, safety, and disposal standards:



This device complies with part 15 of the FCC Rules. Operation is subject to the following two conditions: (1) This device may not cause harmful interference, and (2) this device must accept any interference received, including interference that may cause undesired operation.

Made in China