



deep stock levels and same day shipping



WWW.MODSILVER.COM  
616.754.5655



2020

custom in-house manufacturing

# TESTIMONIALS- from our customer "base"...

YOUR VISION, DELIVERED WITH PRECISION

"Thank you for all your hard work and engineering on the attached Table Base. It is perfect for this BIG 120" x 93" table. The table is solid as a rock. It does not move!

Thank you!! Nice job!"

"Wow do I love working with you guys! Thanks for the willingness to go over and above....."

\*This new Trout finish is super cool! We love offering something new, and are landing more orders for industrial style tables thanks to you, keep it up!

\*Hey Mike,  
Thanks for working with Maryann on all these orders appreciate the help and the great quality you guys always produce.

"Wow, that was fast! 56 post legs cut down for casters, welded and shipped the same day, You Rock modsiLver!!

"We love your flexibility and responsiveness, so I always go to you first for table bases!



"...so I'm working on this \$9000 order, a \$2000 order, a \$1500 order, with other table leg vendors, but it is the my \$191 order with modsiLver, that gets the best service, regardless of order size. If you have a place for customer testimonials I would feel really good about writing one, not based on this order alone.

This just seems like business as usual for modsiLver."

"You are both my BIG HEROES of the week!! The rush short legs you shipped to me last week arrived exactly as planned about 11:00am Monday morning. We were able to complete the entire job on schedule by 5pm that afternoon!! Good job, you two!!!! I am duly impressed."

"Thank you so much for your help. This seems easier than I thought and my customer will be thrilled. The first photo you sent of the V-base is great for this one!

# OFFICE FURNITURE dealers benefit from deep stock levels...

OUR COMMITMENT TO YOUR SUCCESS RUNS EVEN DEEPER

modsiLver **stocks over 10,000 table bases** and legs for **same day shipping**. In addition, we manufacture custom table bases in house at lightning speed. This combination makes our office furniture dealers and manufacturers **extremely responsive, flexible, and satisfied**.



We're committed to factory-direct affordability with deep inventory choices maintained. Our **in-house manufacturing** is environmentally-responsible and our **powder coat options for custom orders are vast**.



# Table of contents

PAGE 5 . . . . . POWDER COAT COLORS

PAGE 7 - 8 . . . . . POST LEGS

PAGE 9 . . . . . X-BASES

PAGE 10 - 11 . . . . . T-BASES

PAGE 12 . . . . . C-BASES

PAGE 13 . . . . . H-BASES

PAGE 14 . . . . . O, U & A-BASE - modLine COLLECTION

PAGE 15 . . . . . V, XCON & Y bases - modLine COLLECTION

PAGE 16 . . . . . Angled A & FLIP BASES - modLine COLLECTION

PAGE 17 . . . . . DISC BASES


PAGE 18 . . . . . ACCESSORIES & TABLE HARDWARE

PAGE 19 . . . . . **CUSTOM** TABLE BASE EXAMPLES



# Powder coat


finish options - durable low VOC



Black



Silver



White



Light Tone



Medium Tone



Inner Tone



Innertone  
Light



Kromezone



Graphite



Soft White



Trout Matte  
Clear



Trout Gloss  
Clear



**SOLID BASES, CUSTOM MADE TO ORDER**



# POST LEGS

## BASICS ROUND

| PART# | DESCRIPTION  | IN-STOCK COLOR |
|-------|--------------|----------------|
| 1010S | 2" Round Leg | Black          |
| 1030S | 3" Round Leg | Black          |
| 1040S | 4" Round Leg | Black          |



## MODLINE SQUARE

| PART#    | DESCRIPTION   | IN-STOCK COLOR |
|----------|---------------|----------------|
| 1020MODS | 2" Square Leg | Silver         |
| 1030MODS | 3" Square Leg | Silver         |



## MODLINE RECTANGLE\*

| PART#      | DESCRIPTION             | COLOR  |
|------------|-------------------------|--------|
| 1530MODS   | 1.5" x 3" Rectangle Leg | Silver |
| 1530MODS45 | With 45 Degree Twist    | Silver |



## OPTIONS:

### REFER TO PRICE SHEET

- Powdercoat Black/Silver - suffix (BLK), (SILV) No Minimum
- Powdercoat Other Colors, suffix (COLOR) Minimum Fee applies\*
- Powdercoat KromeZone - suffix (KZ) Minimum Fee applies\*
- Bar height, 40.5" - suffix (BH)
- Custom Height - suffix (CUST)
- Add 2" locking caster - suffix (C)



## SPECS:

**27.75" STANDARD HEIGHT  
W / LEVELER**

- 100% no hassle guarantee
- Fully welded top plates
- Powder coated for durability w/ low VOC
- 16 gauge steel tubing
- 6" x 6" x 1/8" top plate
- 330# vertical load rating
- Leveling glides adjust safely up 3/4"
- Inquire for lead time\*

# POST LEGS

## BASICS ANGLED POST ROUND\*

| PART#    | DESCRIPTION          | COLOR |
|----------|----------------------|-------|
| 1010SANG | 2" Angled, Round Leg | Black |
| 1030SANG | 3" Angled, Round Leg | Black |



## MODLINE ANGLED POST SQUARE\*

| PART#       | DESCRIPTION           | COLOR  |
|-------------|-----------------------|--------|
| 1020MODSANG | 2" Angled, Square Leg | Silver |
| 1030MODSANG | 3" Angled, Square Leg | Silver |



## MODLINE ANGLED POST RECTANGLE\*

| PART#         | DESCRIPTION                     | COLOR  |
|---------------|---------------------------------|--------|
| 1530MODSANG   | 1.5" x 3" Angled, Saw Horse Leg | Silver |
| 1530MODSANG45 | With 45 Degree Twist            | Silver |



## OPTIONS:

### REFER TO PRICE SHEET

- Powdercoat Black/Silver - suffix (BLK), (SILV) No Minimum
- Powdercoat Other Colors, suffix (COLOR) Minimum Fee applies\*
- Powdercoat KromeZone - suffix (KZ) Minimum Fee applies\*
- Bar height, 40.5" - suffix (BH)
- Custom Height - suffix (CUST)
- Add 2" locking caster - suffix (C)

### 1020MODSANGBH W/ WALL BRACKET



## SPECS:

### 27.75" STANDARD HEIGHT W/ LEVELER

- 100% no hassle guarantee
- Fully welded top plates
- Powder coated for durability w/ low VOC
- 16 gauge steel tubing
- 6" x 6" x 3/16" top plate
- 330# vertical load rating
- Leveling glides adjust safely up 3/4"
- Inquire for lead time\*





# X - BASES

## BASICS X-BASE ROUND W/ 3" UPRIGHT

| PART#     | DESCRIPTION                       | IN-STOCK COLOR |
|-----------|-----------------------------------|----------------|
| 4024X     | 22" Base Spread for 24" Deep Tops | Black          |
| 4030X     | 26" Base Spread for 30" Deep Tops | Black          |
| 4036X     | 32" Base Spread for 36" Deep Tops | Black          |
| 4042X     | 36" Base Spread for 48" Deep Tops | Black          |
| 4060QUADX | 40" Base Spread for 60" Deep Tops | Black          |



## LOW PROFILE X- BASE W/ 3" UPRIGHT\*

| PART#        | DESCRIPTION                       | COLOR  |
|--------------|-----------------------------------|--------|
| 4024LOWX     | 22" Base Spread for 24" Deep Tops | Silver |
| 4030LOWX     | 26" Base Spread for 30" Deep Tops | Silver |
| 4036LOWX     | 32" Base Spread for 36" Deep Tops | Silver |
| 4042LOWX     | 36" Base Spread for 48" Deep Tops | Silver |
| 4060LOWQUADX | 40" Base Spread for 60" Deep Tops | Silver |



1/2" X 4"  
SOLID STEEL BASE

## CAST IRON X-BASE W/ 3" UPRIGHT

| PART#       | DESCRIPTION                                | IN-STOCK COLOR |
|-------------|--|----------------|
| 4022CASTX   | 22" Base Spread for 24" - 30" Deep Tops    | Black          |
| 402230CASTX | 22" x 30" Base Spread for 24"D x 36"W Tops | Black          |
| 4030CASTX   | 30" Base Spread for 36" Deep Tops          | Black          |
| 4036CASTX   | 36" Base Spread for 48" Deep Tops          | Black          |



### OPTIONS:

#### ROUND & LOW PRO REFER TO PRICE SHEET

- Black/Silver - suffix (BLK), (SILV) No Minimum
- Other Colors, suffix (COLOR) Minimum applies\*
- KromeZone - suffix (KZ) Minimum applies\*
- Bar height, 40.5" - suffix (BH)
- Custom Height - suffix (CUST)
- Add 2" locking caster - suffix (C)
- Add levelers - suffix (LVLR) Low Pro Only\*
- Add Flip Option - Suffix (FLIP)

### OPTIONS:

#### CAST REFER TO PRICE SHEET

- Bar height, 40.5" - add suffix (BH)
- Custom Height/Cut Down - add suffix (CUST)
- Inquire for Interior Stainless options\*



### SPECS:

#### 27.75" STANDARD HEIGHT W/ LEVELERS

- 100% no hassle guarantee
- Fully welded top plates (excludes cast)
- Powder coated for durability w/ low VOC
- 16 gauge steel tubing (excludes cast)
- 8" x 8" x 1/8" top plate
- 330# vertical load rating
- Leveling glides adjust safely up 3/4"
- Low Pro X Bases come w/ felt pads
- Inquire For Lead Time\*

# T - BASES

## BASICS T-BASE ROUND

| PART#  | DESCRIPTION                       | IN-STOCK COLOR |
|--------|-----------------------------------|----------------|
| 5018T  | 16" Base Spread for 18" Deep Tops | Black          |
| 5024T  | 22" Base Spread for 24" Deep Tops | Black          |
| 5030T  | 26" Base Spread for 30" Deep Tops | Black          |
| 5036TT | 30" Base Spread for 36" Deep Tops | Black          |
| 5048TT | 36" Base Spread for 48" Deep Tops | Black          |
| 5060TT | 42" Base Spread for 60" Deep Tops | Black          |



## MODLINE T-BASE

| PART#     | DESCRIPTION                                     | IN-STOCK COLOR |
|-----------|---|----------------|
| 5024MODT  | 22" Base Spread for 24" -30" tops, w/ leveler   | Silver         |
| 5024MODTC | 22" Base Spread for 24" -30" tops, w/ 3" Caster | Silver         |



## LOW PROFILE T-BASE

| PART#     | DESCRIPTION                       | COLOR  |
|-----------|-----------------------------------|--------|
| 5018LOWT  | 16" Base Spread for 18" Deep Tops | Silver |
| 5024LOWT  | 22" Base Spread for 24" Deep Tops | Silver |
| 5030LOWT  | 26" Base Spread for 30" Deep Tops | Silver |
| 5036LOWTT | 30" Base Spread for 36" Deep Tops | Silver |
| 5048LOWTT | 36" Base Spread for 48" Deep Tops | Silver |
| 5060LOWTT | 42" Base Spread for 60" Deep Tops | Silver |



## OPTIONS:

**ROUND, LOW PRO & MOD  
REFER TO PRICE SHEET**

- Black/Silver - suffix (BLK), (SILV) No Minimum
- Other Colors, suffix (COLOR) Minimum applies\*
- KromeZone - suffix (KZ) Minimum applies\*
- Bar height, 40.5" - suffix (BH) Round & Low Pro Only
- Custom Height - suffix (CUST) Round & Low Pro Only
- Add 2" locking caster - suffix (C) Round & Low Pro Only
- Crossbar, any length or color - (Crossbar)
- Add levelers - suffix (LVLR) Low Pro Only\*



## SPECS:

- 27.75" STANDARD HEIGHT W/ LEVELERS**
- 100% no hassle guarantee
- Fully welded top plates
- Powder coated for durability w/ low VOC
- 16 gauge steel tubing
- 6" x 8" x 1/8" top plate
- 330# vertical load rating
- Leveling glides adjust safely up 3/4"
- Low Pro T Bases come w/ felt pads
- Inquire For Lead Time\*

# T - BASES

## MODLINE T-SIMPLE

| PART#           | DESCRIPTION                       | COLOR  |
|-----------------|-----------------------------------|--------|
| 5018MODTSIMPLE  | 16" Base Spread for 18" Deep Tops | Silver |
| 5024MODTSIMPLE  | 22" Base Spread for 24" Deep Tops | Silver |
| 5030MODTSIMPLE  | 26" Base Spread for 30" Deep Tops | Silver |
| 5036MODTTSIMPLE | 30" Base Spread for 36" Deep Tops | Silver |
| 5048MODTTSIMPLE | 36" Base Spread for 48" Deep Tops | Silver |
| 5060MODTTSIMPLE | 42" Base Spread for 60" Deep Tops | Silver |



### OPTIONS:

**SIMPLE T 1.5" X 3" RECTANGLE UPRIGHT REFER TO PRICING**

- Black - suffix (BLK) No Minimum
- Other Colors, suffix (COLOR) Minimum applies\*
- KromeZone - suffix (KZ) Minimum applies\*
- Bar height, 40.5" - suffix (BH)
- Custom Height - suffix (CUST)
- Add 2" locking caster - suffix (C)
- 1.25" Square Crossbar, any length or color - (Crossbar)



### SPECS:

**27.75" STANDARD HEIGHT W/ LEVELERS**

- 100% no hassle guarantee
- Fully welded top plates (excludes cast)
- Powder coated for durability w/ low VOC
- 16 gauge steel tubing (excludes cast)
- 6" x 8" x 1/8" top plate (excludes cast)
- 330# vertical load rating
- Leveling glides adjust safely up 3/4"
- Inquire For Lead Time\*
- 1.5" x 3" Rectangle Steel
- Inquire for lead time\*

## CAST IRON T-BASE

| PART#     | DESCRIPTION                             | IN-STOCK COLOR |
|-----------|---|----------------|
| 4022CASTT | 20" Base Spread for 24" - 30" Deep Tops | Black          |



### OPTIONS:

**CAST T REFER TO PRICE SHEET**

- Bar height, 40.5" - add suffix (BH)
- Custom Height/Cut Down - add suffix (CUST)
- Inquire for Interior Stainless options\*



### SPECS:

**27.75" STANDARD HEIGHT W/ LEVELERS**

- 100% no hassle guarantee
- Fully welded top plates
- Powder coated for durability w/ low VOC
- Cast Iron base, steel tubing upright
- 8" x 8" x 1/8" top plate
- 330# vertical load rating
- Leveling glides adjust safely up 1/2"

# C - BASES

## BASICS C-BASE ROUND

| PART# | DESCRIPTION                       | IN-STOCK COLOR |
|-------|-----------------------------------|----------------|
| 3018C | 16" Base Spread for 18" Deep Tops | Black          |
| 3024C | 22" Base Spread for 24" Deep Tops | Black          |
| 3030C | 26" Base Spread for 30" Deep Tops | Black          |



## LOW PROFILE C-BASE\*

| PART#    | DESCRIPTION                       | COLOR  |
|----------|-----------------------------------|--------|
| 3018LOWC | 16" Base Spread for 18" Deep Tops | Silver |
| 3024LOWC | 22" Base Spread for 24" Deep Tops | Silver |
| 3030LOWC | 26" Base Spread for 30" Deep Tops | Silver |



1/2" THICK X 4" WIDE  
SOLID STEEL BASE

## MODLINE C-SIMPLE\*

| PART#          | DESCRIPTION                       | COLOR  |
|----------------|-----------------------------------|--------|
| 3018MODCSIMPLE | 16" Base Spread for 18" Deep Tops | Silver |
| 3024MODCSIMPLE | 22" Base Spread for 24" Deep Tops | Silver |
| 3030MODCSIMPLE | 26" Base Spread for 30" Deep Tops | Silver |



1.5" X 3" RECTANGLE  
STEEL TUBING

## OPTIONS:

### ROUND, LOW PRO & SIMPLE REFER TO PRICE SHEET

- Black/Silver - suffix (BLK), (SILV) No Minimum
- Other Colors, suffix (COLOR) Minimum applies\*
- KromeZone - suffix (KZ) Minimum applies\*
- Bar height, 40.5" - suffix (BH)
- Custom Height - suffix (CUST)
- Add 2" locking caster - suffix (C)
- Crossbar, any length or color - (Crossbar)
- Add levelers - suffix (LVLR) Low Pro Only\*



## SPECS:

- 27.75" STANDARD HEIGHT W/ LEVELERS
- 100% no hassle guarantee
- Fully welded top plates (excludes cast)
- Powder coated for durability w/ low VOC
- 16 gauge steel tubing (excludes cast)
- 6" x 8" x 1/8" top plate (excludes cast)
- 330# vertical load rating
- Leveling glides adjust safely up 3/4"
- Low Pro T Bases come w/ felt pads
- Inquire For Lead Time\*

# H - BASES

## H-BASE BASICS ROUND

| PART# | DESCRIPTION                          | IN-STOCK COLOR |
|-------|--------------------------------------|----------------|
| 2018H | 16" Deep Top Plate for 18" Deep Tops | Black          |
| 2024H | 18" Deep Top Plate for 24" Deep Tops | Black          |
| 2030H | 24" Deep Top Plate for 30" Deep Tops | Black          |
| 2048H | 30" Deep Top Plate for 48" Deep Tops | Black          |



### OPTIONS: ROUND H BASE REFER TO PRICING

- Silver - suffix (SILV) No Minimum
- Other Colors, suffix (COLOR) Minimum applies\*
- KromeZone - suffix (KZ) Minimum applies\*
- Bar height, 40.5" - suffix (BH)
- Custom Height - suffix (CUST)
- Add 2" locking caster - suffix (C)
- 2" Round Crossbar, any length or color - (Crossbar)



### SPECS:

**IN STOCK @ 27.75" TALL  
FOR SAME DAY SHIPPING**

- 100% no hassle guarantee
- Fully welded top plates
- Powder coated for durability w/ low VOC
- 16 gauge steel tubing
- 6" wide x 16" - 30" deep x 1/8" top plate
- 330# vertical load rating
- Leveling glides adjust safely up 3/4"

## MODLINE INDUSTRIAL H-BASE\*

| PART#    | DESCRIPTION                        | STOCK COLOR             |
|----------|------------------------------------|-------------------------|
| 1815INDH | 17.5"D Top Plate for 18" Deep Tops | Trout Clear Gloss/Matte |
| 2415INDH | 23.5"D Top Plate for 24" Deep Tops | Trout Clear Gloss/Matte |
| 3015INDH | 29.5"D Top Plate for 30" Deep Tops | Trout Clear Gloss/Matte |
| 3615INDH | 35.5"D Top Plate for 36" Deep Tops | Trout Clear Gloss/Matte |
| 4215INDH | 41.5"D Top Plate for 42" Deep Tops | Trout Clear Gloss/Matte |
| 4815INDH | 47.5"D Top Plate for 48" Deep Tops | Trout Clear Gloss/Matte |
| 6015INDH | 59.5"D Top Plate for 60" Deep Tops | Trout Clear Gloss/Matte |
| 1030INDS | 3" Square, Center Support Leg      | Trout Clear Gloss/Matte |



### OPTIONS: 3" SQUARE INDUSTRIAL H REFER TO PRICE SHEET

- Black/Silver - suffix (BLK), (SILV) No Minimum
- Other Colors, suffix (COLOR) Minimum applies\*
- KromeZone - suffix (KZ) Minimum applies\*
- Bar height, 40.5" - suffix (BH)
- Custom Height - suffix (CUST)
- Add 3" locking caster - suffix (C)
- 2" Square Crossbar, any length or color - (Crossbar)



### SPECS:

**27.75" STANDARD  
HEIGHT W/ LEVELERS**

- 100% no hassle guarantee
- Fully welded top plates
- Powder coated for durability w/ low VOC
- 16 gauge steel tubing, 3" Square
- 6" x 6" x 1/8" top plate
- 330# vertical load rating
- Leveling glides adjust safely up 3/4"
- Inquire for lead time\*

# MODLINE O, U & A BASES

## MODLINE O-BASE\*

| PART#    | DESCRIPTION                         | COLOR           |
|----------|-------------------------------------|-----------------|
| 1815MODO | 17.5" Base Spread for 18" Deep Tops | Silver          |
| 2415MODO | 23.5" Base Spread for 24" Deep Tops | in stock Silver |
| 3015MODO | 29.5" Base Spread for 30" Deep Tops | in stock Silver |
| 3615MODO | 35.5" Base Spread for 36" Deep Tops | Silver          |
| 4215MODO | 41.5" Base Spread for 42" Deep Tops | Silver          |
| 4815MODO | 47.5" Base Spread for 48" Deep Tops | Silver          |
| 6015MODO | 59.5" Base Spread for 60" Deep Tops | Silver          |



## MODLINE U-BASE\*

| PART#    | DESCRIPTION                         | COLOR  |
|----------|-------------------------------------|--------|
| 1815MODU | 17.5" Base Spread for 18" Deep Tops | Silver |
| 2415MODU | 23.5" Base Spread for 24" Deep Tops | Silver |
| 3015MODU | 29.5" Base Spread for 30" Deep Tops | Silver |
| 3615MODU | 35.5" Base Spread for 36" Deep Tops | Silver |
| 4215MODU | 41.5" Base Spread for 42" Deep Tops | Silver |
| 4815MODU | 47.5" Base Spread for 48" Deep Tops | Silver |
| 6015MODU | 59.5" Base Spread for 60" Deep Tops | Silver |



## MODLINE A-BASE\*

| PART#    | DESCRIPTION                         | COLOR  |
|----------|-------------------------------------|--------|
| 1815MODA | 17.5" Base Spread for 18" Deep Tops | Silver |
| 2415MODA | 23.5" Base Spread for 24" Deep Tops | Silver |
| 3015MODA | 29.5" Base Spread for 30" Deep Tops | Silver |
| 3615MODA | 35.5" Base Spread for 36" Deep Tops | Silver |
| 4215MODA | 41.5" Base Spread for 42" Deep Tops | Silver |
| 4815MODA | 47.5" Base Spread for 48" Deep Tops | Silver |
| 6015MODA | 59.5" Base Spread for 60" Deep Tops | Silver |



## OPTIONS:

### 1.5" SQUARE REFER TO PRICE SHEET

- Black - suffix (BLK), No Minimum
- Other Colors, suffix (COLOR) Minimum applies\*
- KromeZone - suffix (KZ) Minimum applies\*
- Bar height, 40.5" - suffix (BH)
- Custom Height - suffix (CUST)
- Add 2" locking caster - suffix (C)
- 1.25" Square Crossbar, any length or color - (Crossbar)



## SPECS:

27.75" STANDARD HEIGHT W/ LEVELERS

- 100% no hassle guarantee
- Fully welded top plates
- Powder coated w/ low VOC
- 16 gauge steel tubing, 1.5" Square
- 4" x 6" x 1/8" top plates
- 330# vertical load rating
- Leveling glides adjust safely up 3/4"
- Inquire for lead time\*

# MODLINE V, X-CON, ANGLED A

## MODV-BASES\*

| PART#    | DESCRIPTION                             | COLOR  |
|----------|---|--------|
| 1815MODV | 16" Base Spread for 18" - 24" Deep Tops | Silver |
| 2415MODV | 24" Base Spread for 30" - 42" Deep Tops | Silver |
| 3215MODO | 32" Base Spread for 48" - 54" Deep Tops | Silver |
| 6015MODO | 40" Base Spread for 60" Deep Tops       | Silver |



## XCON-BASES\*

| PART#       | DESCRIPTION                             | COLOR  |
|-------------|---|--------|
| 1815MODXCON | 16" Base Spread for 18" - 24" Deep Tops | Silver |
| 2415MODXCON | 24" Base Spread for 30" - 42" Deep Tops | Silver |
| 3215MODXCON | 32" Base Spread for 48" - 60" Deep Tops | Silver |



## MODLINE Y-BASE ASSEMBLIES\*

Includes 2) Bases & Spanner bar\*

| PART#           | DESCRIPTION                           | COLOR  |
|-----------------|---------------------------------------|--------|
| 1815MODY-FRAME  | 16" Base Spread for 18"-24" Deep Tops | Silver |
| 3015MODY-FRAME  | 26" Base Spread for 30"-36" Deep Tops | Silver |
| 4815MODY-FRAME  | 32" Base Spread for 42"-48" Deep Tops | Silver |
| 6015MODYY-FRAME | 40" Base Spread for 54"-60" Deep Tops | Silver |



Use XCON pricing and part#  
For MODZ - BASE

## OPTIONS:

### 1.5" X 3" RECTANGLE REFER TO PRICE SHEET

- Black - suffix (BLK), No Minimum
- Other Colors, suffix (COLOR) Minimum applies\*
- KromeZone - suffix (KZ) Minimum applies\*
- Bar height, 40.5" - suffix (BH)
- Custom Height - suffix (CUST)
- Add 2" locking caster - suffix (C)
- 1.5" Square Crossbar, any length or color - (Crossbar)
- Add levelers - suffix (LVLR) V Base Only\*



## SPECS:

### 27.75" STANDARD HEIGHT W/ LEVELERS

- 100% no hassle guarantee
- Fully welded top plates
- Powder coated w/ low VOC
- 14 gauge steel tubing X & V
- 6" x 6" x 1/8" top plate
- 330# vertical load rating
- Leveling glides adjust safely up 3/4"
- Inquire for lead time\*
- V-Bases come w/ felt pads

# MODLINE ANGLED A & FLIP/ROLL BASES

## MODLINE ANGLED A-BASES

| PART#         | DESCRIPTION                         | COLOR  |
|---------------|-------------------------------------|--------|
| 181530MODANGA | 17.5" Base Spread for 18" Deep Tops | Silver |
| 241530MODANGA | 23.5" Base Spread for 24" Deep Tops | Silver |
| 301530MODANGA | 29.5" Base Spread for 30" Deep Tops | Silver |
| 361530MODANGA | 35.5" Base Spread for 36" Deep Tops | Silver |
| 421530MODANGA | 41.5" Base Spread for 42" Deep Tops | Silver |
| 481530MODANGA | 47.5" Base Spread for 48" Deep Tops | Silver |
| 601530MODANGA | 59.5" Base Spread for 60" Deep Tops | Silver |



ANGLED 1.5" X 3" UPRIGHTS

### OPTIONS:

#### 1.5" X 3" RECTANGLE REFER TO PRICE SHEET

- Black - suffix (BLK), No Minimum
- Other Colors, suffix (COLOR) Minimum applies\*
- KromeZone - suffix (KZ) Minimum applies\*
- Bar height, 40.5" - suffix (BH)
- Custom Height - suffix (CUST)
- Add 2" locking caster - suffix (C)



O & U STYLE AVAILABLE UPON REQUEST

### SPECS:

- 27.75" STANDARD HEIGHT W/LEVELERS
- 100% no hassle guarantee
- Fully welded top plates
- Powder coated w/ low VOC
- 14 gauge steel tubing, 1.5" x 3"
- 6" x 6" x 1/8" top plate
- 330# vertical load rating
- Leveling glides adjust safely up 3/4"
- Inquire for lead time\*

## FLIP N' ROLL - BASES

### 2" LOCKING CASTERS 2" ROUND UPRIGHTS

| PART#        | DESCRIPTION                                  | STOCK COLOR |
|--------------|--|-------------|
| 2460FLIPROLL | 22" Base Spread for 24"-30"D X 60"-72"W Tops | Silver      |



### 3" LOCKING CASTERS 1.5" X 3" RECTANGLE UPRIGHTS

| PART#       | DESCRIPTION                                  | STOCK COLOR |
|-------------|--|-------------|
| 5060MODFLIP | 22" Base Spread for 24"-30"D X 60"-72"W Tops | Silver      |



### 2" LOCKING CASTERS 2" ROUND UPRIGHTS

| PART#           | DESCRIPTION                                  | STOCK COLOR     |
|-----------------|--|-----------------|
| 7060FLIPEXTREME | 22" Base Spread for 24"-30"D X 48"-72"W Tops | Black/Stainless |



### OPTIONS:

#### REFER TO PRICE SHEET

- Black - suffix (BLK), No Minimum
- Other Colors, suffix (COLOR) Minimum applies
- KromeZone - suffix (KZ) Minimum applies
- Upper Tray cannot be powdercoated
- Custom Length, suffix (CUST)



### SPECS:

- 27.75" TALL
- 100% no hassle guarantee
- Powder coated w/ low VOC
- 16 gauge steel tubing
- 230# vertical load rating



# DISC BASES

## LOW PRO STEEL DISC BASES


| PART#        | DESCRIPTION                                  | STOCK COLOR |
|--------------|--|-------------|
| 4017FLATDISC | 17" Round Disc Base for 18" - 24" Deep Tops  | Silver      |
| 4022FLATDISC | 22" Round Disc Base for 30" - 36" Deep Tops  | Silver      |
| 4027FLATDISC | 27" Round Disc Base for 42" - 48" Deep Tops  | Silver      |
| 4032FLATDISC | 32" Round Disc Base for 54" - 60" Deep Tops  | Silver      |
| 4017FLATSQ   | 17" Flat Square Base for 18" - 24" Deep Tops | Silver      |
| 4022FLATSQ   | 22" Flat Square Base for 30" - 36" Deep Tops | Silver      |
| 4027FLATSQ   | 27" Flat Square Base for 42" - 48" Deep Tops | Silver      |



### OPTIONS:

**1/2" THICK STEEL BASE  
REFER TO PRICING**

- Black - suffix (BLK), No Minimum
- Other Colors, suffix (COLOR) Minimum applies\*
- KromeZone - suffix (KZ) Minimum applies\*
- Bar height, 40.5" - suffix (BH)
- Custom Height - suffix (CUST)
- Add levelers - suffix (LVLR)
- Inquire for rectangle bases\*



### SPECS:

**27.75" TALL**

- 100% no hassle guarantee
- Fully welded top plates
- Powder coated w/ low VOC
- 16 gauge steel tubing
- 8" x 8", 10" x 10" x 1/8" top plate
- 3" upright - 4" on 32" bases
- 330# vertical load rating

## CAST IRON DISC BASES

| PART#        | DESCRIPTION                             | STOCK COLOR |
|--------------|---|-------------|
| 4018CASTDISC | 18" Base Spread for 18" - 24" Deep Tops | Black       |
| 4022CASTDISC | 22" Base Spread for 32" - 36" Deep Tops | Black       |
| 4030CASTDISC | 30" Base Spread for 42" - 48" Deep Tops | Black       |



### OPTIONS:

**CAST IRON  
REFER TO PRICE SHEET**

- Bar height, 40.5" - suffix (BH)
- Custom Height - suffix (CUST)
- Inquire for Interior Stainless Options\*



### SPECS:

**28.25" TALL**

- 100% no hassle guarantee
- Fully welded top plates
- Powder coated w/ low VOC
- 16 gauge steel tubing upright
- 10" x 10" x 1/8" top plate
- Cast Iron base w/ 3" upright
- 330# vertical load rating

# ACCESSORIES

## MODESTY PANELS - PERFORATED

| PART#           | DESCRIPTION                               | STOCK COLOR |
|-----------------|---|-------------|
| 6060MODPERFBLK  | 59.5"W x 10"H x 2"D - Steel Modesty Panel | Black       |
| 6060MODPERFSILV | 59.5"W x 10"H x 2"D - Steel Modesty Panel | Silver      |
| 6072MODPERFBLK  | 71.5"W x 10"H x 2"D - Steel Modesty Panel | Black       |
| 6060MODPERFSILV | 71.5"W x 10"H x 2"D - Steel Modesty Panel | Silver      |



### OPTIONS: MOD PANELS REFER TO PRICE SHEET

Custom Length - suffix (CUST)



## ANTI-SAG BARS STEEL 1" TALL X 2"WIDE U-CHANNEL

| PART#    | DESCRIPTION                    | STOCK COLOR |
|----------|--------------------------------|-------------|
| 6042ANTI | 42" Anti-sag Bar w/ screw pack | Black       |
| 6052ANTI | 52" Anti-sag Bar w/ screw pack | Black       |

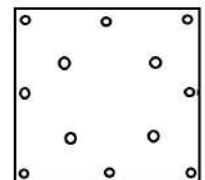
### OPTIONS: ANTI - SAG BAR REFER TO PRICE SHEET

Custom Length - suffix (CUST)



## TABLE CONNECTORS

| PART#        | DESCRIPTION                                     | STOCK COLOR |
|--------------|---|-------------|
| TABLECONN    | 2 Piece Table Connector                         | N/A         |
| FLATPLATE6   | 3/16" Steel 6"W x 6"W w/ 1/4" Pre Drilled Holes | Black       |
| FLATPLATE8   | 3/16" Steel 8"W x 8"W w/ 1/4" Pre Drilled Holes | Black       |
| FLATPLATE4X6 | 3/16" Steel 4"W x 6"W w/ 1/4" Pre Drilled Holes | Black       |



# CUSTOM TABLE BASES AND LEGS, let's talk about it...

YOUR VISION, DELIVERED WITH PRECISION



## OFFICE FURNITURE DEALERS love our minimum order...1

OUR COMMITMENT TO YOUR SUCCESS HAS NO LIMITATIONS



[www.modsiLver.com](http://www.modsiLver.com) 616.754.5655



YOUR VISION, DELIVERED WITH PRECISION

**"TABLE BASES MANUFACTURED  
INSTANTLY"**

modsiLver, Inc.  
409 E. Cass Street, Door 8  
Greenville, MI 48838