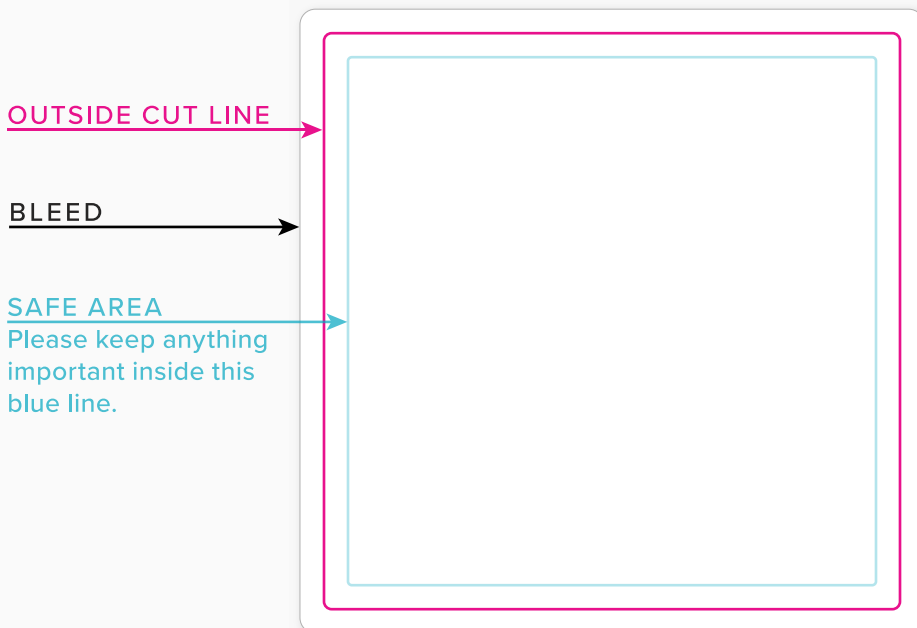


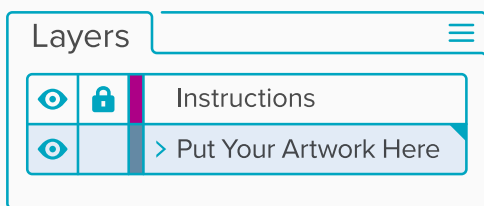
# SQUARE STICKERS

## TEMPLATE – 3”x3”




### Quick Start Guide

1 Place your sticker design into the “Put Your Artwork Here” layer.



2 Scale your artwork to the desired size and fill up the space however you'd like!



### Additional Artwork Request

- Please outline your fonts. To do this, select all of the type in your design and go to the menu at the top: **Type > Create Outlines**

If you have any questions, give us a call (210) 908-9824 or email us: [Info@RockinMonkey.com](mailto:Info@RockinMonkey.com)