



Crawford Performance
Baja Edition Air Oil Separator Kit
2019+ Forester 2.5i, 2021+ Crosstrek 2.5i

S0692 Parts List

Part Number	Quantity	Description
S0693-1	1	Air Oil Separator Core
H0479	25"	Hose – 5/8" Ventilation Hose
H0479	13"	Hose – 5/8" Ventilation Hose
B2032	2	Bolt – M6 x 20 MM
N0592	2	Nut – M6-1.0 DIN 6923 Zinc, flange nut



Hardware:



Tools Needed:

10 MM Socket

10 MM Ratchet Wrench

Needle Nose Pliers

Flathead Screwdriver




Installation Instructions:


1. Remove the Mass Air intake
 - a. Locate the hose that goes into the plastic box on the driver's side of the intake manifold, pictured below. Use pliers to open clamp, hold it open, and slide it towards you. Pull off hose off nipple.



- b. Remove clip from manifold tab (flathead screwdriver)




c. Use a flathead screwdriver or 8 MM Nut Driver to loosen the 2 hose clamps



d. Lift off the entire intake assembly and set aside




2. Remove PCV hose leading from top of block to the manifold




3. Lube the 13" inch length of PCV hose to prep to install on PCV port on block

4. Install 13" length of PCV hose on to PCV port on the engine block and route it under the passenger side intake manifold to the front of the intake manifold

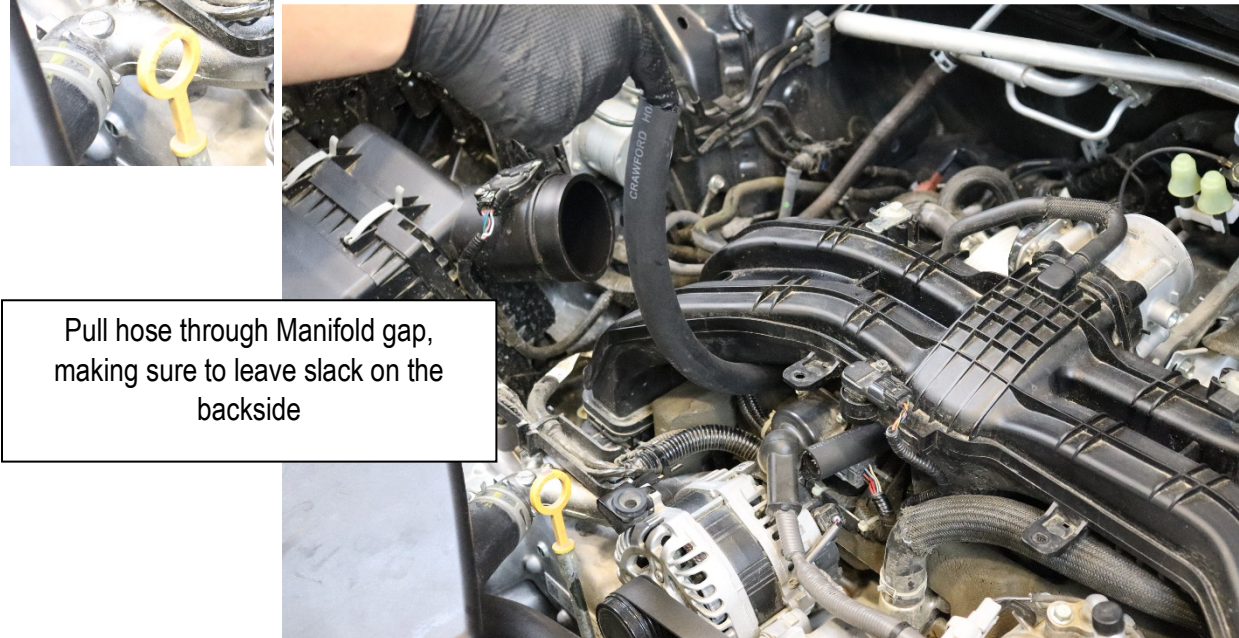





5. Lube the 25" length of PCV hose to prep for installation on PCV intake manifold port
6. Install the 25" PCV hose onto intake manifold port exposed in step 2




7. Route the 25" length of PCV hose to the front of the intake manifold by going underneath the manifold cavity (same as the 13" length of hose)




Pull hose through Manifold gap, making sure to leave slack on the backside

8. Install the hoses onto the Crawford Performance Air Oil Separator



9. Mount the AOS to the front of the manifold using the OEM tabs and provided 10 MM nuts + bolts. Make sure the AOS and all hoses are secured to vehicle. (10 MM Socket, 10 MM Ratchet Wrench)



10. Enjoy your new AOS and reduced oil consumption!



THANK YOU FOR CHOOSING CRAWFORD PERFORMANCE!

PLEASE FEEL FREE TO CONTACT US FOR ANY QUESTIONS OR COMMENTS! WE ARE HERE TO HELP. WE UNDERSTAND THIS IS A DIFFICULT INSTALL AND WE COMMEND YOU FOR YOUR EFFORTS. CELEBRATE BY CRACKING A BEER AND POURING ONE OUT FOR YOUR CHEWED-UP ARMS.

**2319 E LOCUST CT. SUITE A
ONTARIO, CALIFORNIA 91761**

FOR QUESTIONS OR TECHNICAL HELP, CONTACT:

TECHNICAL@CRAWFORDPERFORMANCE.COM

(855) 677-8243



