



IMAGE PIGMENTS







Honey Blonde




Gray Hair




Blonde




Golden Brown




Light Brown




Medium Brown



Dark Brown



Ethnic



Darkest Brown

Brows

Honey Blonde — Cool / Gray

For fair complexions with warm undertones. The lightest shade for brows and can be used for clients desiring gray hues. Fitzpatrick I-II

Gray Hair — Cool / Gray

A well-balanced neutral color for clients with white or gray hair. Fitzpatrick I-II

Blonde — Warm / Yellow-Green

(CATV) A medium warm brown used to produce ‘barely there’ brows. Fitzpatrick I-VI

Golden Brown — Neutral / Yellow-Green

A natural medium brown. The yellow-green base is designed to neutralize red tones. Fitzpatrick IV-V

Light Brown — Neutral / Yellow-Green

(CATIV) A well-balanced light brow for clients with medium blonde hair. Fitzpatrick I-IV

Medium Brown — Neutral / Yellow-Green

(CATIII) For clients with medium brown and dark blonde hair who request “natural” brows. Pro Tip: This color can also be used to achieve a natural eyeliner. Fitzpatrick III-V

Dark Brown — Cool / Yellow-Green


(CATII) A soft medium brown color for clients with hair color levels 3-4. Pro Tip: This color can also be used to achieve a steel grey eyeliner. Fitzpatrick III-V

Ethnic — Warm / Red


This warm rich brown is Artists’ favorite for microblading. This color can also be used to correct old PMU that has degraded to a green tone. Fitzpatrick V

Darkest Brown — Cool / Yellow-Green


(CATII) A beautiful dark brown for clients who request black brows. Recommended for use only on clients with level 1-2 hair.




Brown




Brown-Black




Black




Ochros



Skin



Cool



Warm

Liner

Brown — Cool / Brown-Green

A natural brown offering beautiful contrast to all eyes. Appears as olive brown on thin and lighter skin, and has a bluish tinge on thicker Fitzpatrick III-IV skin types. Fitzpatrick I-III

Brown Black — Cool / Brown-Black

A soft eyeliner with brown undertones. Can be used to replace black for clients with light skin. Best suited for skin types I and II and for clients desiring a subtle effect. Fitzpatrick I-IV

Black — Cool / Black-Green

An eyeliner offering dramatic contrast against light eye colors. Best suited for Fitzpatrick III-V skin types. For clients with skin types I and II this color will appear gray. *NEVER use for brows! Fitzpatrick I-VI

Corrector + Mods

Orchros — Warm / Yellow-Orange

(CATIV) A warm pumpkin color to use with brow series to neutralize unwanted cool tones from previous work, or anticipated color transitions. Recommended Formula: 4 parts Brow Color : 1 part Ochro

Skin — Cool / White-Yellow


A light color with a pink undertone to use as a base with the cool mod to create any skin color for camouflaging procedures.

Cool — Cool / Green-Yellow


A dark green modifier to correct eyebrows that have transitioned to red, pink, or violet. To use as an additive to Skin to create specific tones for camouflaging procedures.

Warm — Brown / Red


A copper brown color used to neutralize eyebrows that have transitioned to light gray. Use this pigment at the retouch procedure.




Natural




Salmón




Rose




Mauve



Mandarin




Mandarin 2



Roxy Red



Rust Red



Cabernet

Lips

Natural — Neutral / Pink

For a blushed soft, natural outcome. This pigment is so natural that it also works for male clients seeking reconstruction of cleft lip.

Salmón — Cool /Red-Blue

A subtle red lip for clients requesting a “plumper” lip effect. Fitzpatrick I, II, III

Rose — Warm /White-Red

A soft pink for when a subtle pink outcome is desired. Not recommended as a liner. To use for full lip procedures only. Fitzpatrick I, II

Mauve — Cool /Pink

An opaque dusty rose for light skinned clients requesting a cool soft pink color. Not recommended for use on dark skin. Fitzpatrick I-II

Mandarin — Warm /White-Red

A soft pink lip color when a subtle pink outcome is desired. Not recommended as a liner. To use for full lip procedures only. Fitzpatrick I-II

Mandarin 2 — Cool /Pink

An opaque rose color for light skinned clients requesting a cool soft pink color. Not recommended for use on dark skin.

Roxy Red — Neutral / Orange-Brown


(CATV) Organic pigment for clients with skin types II & III requesting a dark red hue. The pigment’s orange base is designed to prevent the healed result from degrading to a brown color. Not recommended for use on Fitzpatrick I

Rust Red— Neutral / Brown


A brownish red pigment designed as a lip liner. Recommended formula when using on darker skin: 4 parts Rust Red : 1 part Peach.

Cabernet — Neutral / Red


Our Artists’ favorite pigment for achieving a red lip. Not ideal for use on darker skin tones. Recommended for use on Fitzpatrick skin types I-II to achieve a brilliant red hue. Fitzpatrick I, II to achieve a brilliant red hue




Coral




Magenta




Peach




Terracotta




Red



Wine



Dark Wine



Cappuccino

Lips

Coral — Warm / Red-Orange

A coral red lip color with a neutral base. Recommended for use on full lips to obtain a red-pink healed result. Ideal for most complexions.

Magenta — Neutral / Red-Violet

A cool red lip color with a neutral base designed to be used directly for full lips and liner.

Peach — Warm / Orange-Yellow

A bright orange developed to neutralize naturally dark lips. Can also be used as an additive in pigments with a violet or blue base to customize results.

Terracotta — Neutral / Yellow

Earthy burnt orange lip to use on any skin complexion.

Red — Warm / Red

When using brown lip pigments, this color can be used as a first step color wash to prevent pigments from healing too dark. Not recommended for use on dark skin.

Wine — Cool / Red-Blue


For clients requesting a violet wine color. This color should be used with caution as the blue base can cause undesirable tones on clients with a natural dark lip color.

Dark Wine — Neutral / Red-Violet


A true red wine color. This pigment may darken when healed. Not recommended for clients with naturally very dark red lips.

Cappuccino — Neutral / Brown-Orange


Recommended for use as a lip liner to obtain a brownish lip line. Recommended formula when using on darker skin: 4 parts Cappuccino : 1 part Mandarin or Peach.




One




Two



Three



Four



Five

Areola

One — Warm /Yellow-Pink

A light pinkish beige color recommended for clients with a light complexion who desire a pink or light color areola.

Two — Neutral /Pink-Gray

A light pinkish gray tone designed for clients with a light complexion desiring a neutral pinkish tone.

Three — Warm / Pink-Gray


A medium pink areola color recommended for clients with a brownish complexion who require a pink color.

Four — Warm /Pink-Brown


A natural medium brown color. The yellow-green base is designed to neutralize red tones. Fitzpatrick IV-V

Five — Neutral /Pink-Brown


The darkest pink areola color designed for clients with a dark brown complexion.




Honey Blonde




Gray Hair



Blonde



Honey Blonde



Gray Hair

Skin

One — Neutral /Yellow-Gray
A light beige camouflage color.

Two — Neutral /Yellow-Gray
A light to medium beige camouflage color.

Three — Warm / Pink-Yellow
A warm beige camouflage color.

Four — Warm /Yellow-Gray
A medium beige camouflage color.

Five — Warm /Yellow-Gray
A dark taupe camouflage color.

@meicha_official

hello@mei-cha.com

26429 Rancho Pkwy S Ste. 150 Lake
Forest, CA 92630

MEI·CHA