



(12) **United States Design Patent**  
**Holmes et al.**

(10) **Patent No.:** **US D751,662 S**  
(45) **Date of Patent:** **\*\* Mar. 15, 2016**

(54) **MAGAZINE MOUNT**

(71) Applicants: **Frederick J. Holmes**, Plainville, MA  
(US); **Mark E. Jenkinson**, Wilbraham,  
MA (US)

(72) Inventors: **Frederick J. Holmes**, Plainville, MA  
(US); **Mark E. Jenkinson**, Wilbraham,  
MA (US)

(73) Assignee: **Present Arms Inc.**, Wilbraham, MA  
(US)

(\*\*) Term: **14 Years**

(21) Appl. No.: **29/507,335**

(22) Filed: **Oct. 27, 2014**

**Related U.S. Application Data**

(63) Continuation of application No. 13/897,389, filed on  
May 18, 2013, now abandoned.

(51) **LOC (10) Cl.** ..... **22-01**

(52) **U.S. Cl.**  
USPC ..... **D22/108**

(58) **Field of Classification Search**  
USPC ..... D22/108  
CPC ..... F41A 23/10; F41A 23/16; F41A 23/18;  
F41A 17/44; F41A 29/00

See application file for complete search history.

(56) **References Cited**

U.S. PATENT DOCUMENTS

4,528,765	A *	7/1985	Johnson	.....	F41A 17/44 42/70.05
4,824,086	A *	4/1989	Rickling	.....	F41A 23/00 269/156
7,543,403	B1 *	6/2009	Schaefer	.....	F41A 17/02 42/70.02
8,590,203	B1 *	11/2013	McCarthy	.....	F41A 17/44 42/50
8,656,626	B1 *	2/2014	McCamley	.....	F41A 23/18 211/64
8,733,227	B1 *	5/2014	Ridgeway	.....	F41A 23/18 248/166

\* cited by examiner

*Primary Examiner* — Michael A Pratt

(74) *Attorney, Agent, or Firm* — Antero & Tormey; Pete Tormey; Michael Petrin


(57) **CLAIM**

We claim the ornamental design for a magazine mount, as shown and described.

**DESCRIPTION**

FIG. 1 is a top perspective view of a second embodiment of a magazine mount, showing my new design;  
FIG. 2 is a right side view thereof;  
FIG. 3 is a left side view thereof;  
FIG. 4 is a top view thereof; being a top view of a magazine mount oriented as shown in FIG. 2;  
FIG. 5 is a bottom view thereof; being a bottom view of a magazine mount oriented as shown in FIG. 2; and,  
FIG. 6 is a front view thereof, the back view being the same. The broken lines denoting selected segments of the various embodiments are for illustrative purposes only for the particular embodiment shown and form no part of the claimed design.

**1 Claim, 6 Drawing Sheets**






FIG. 1

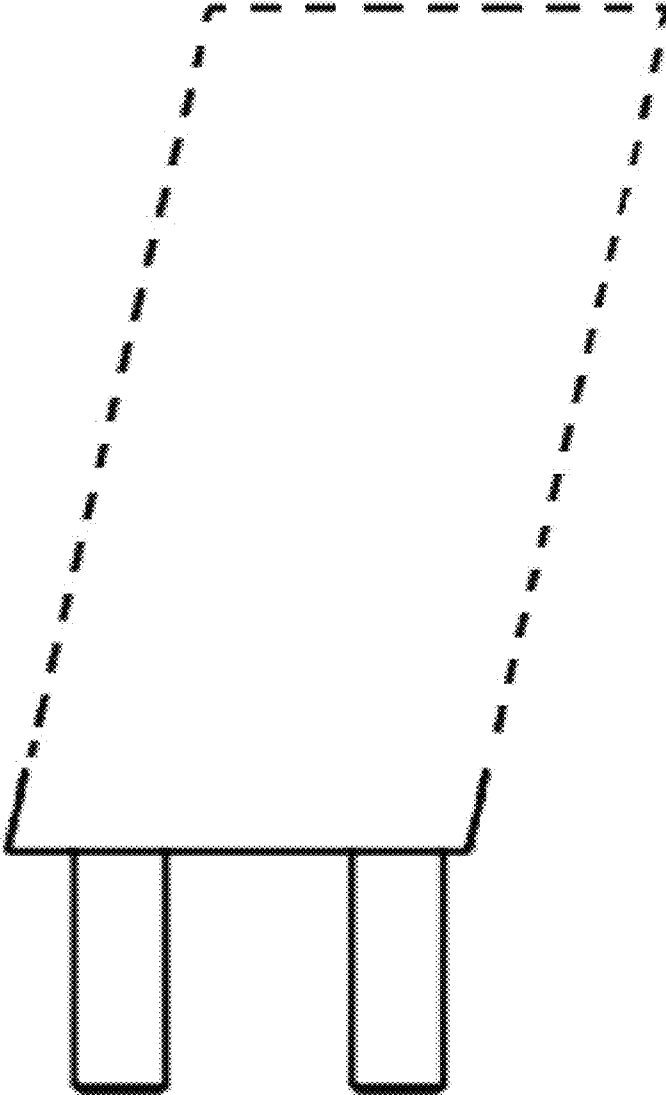
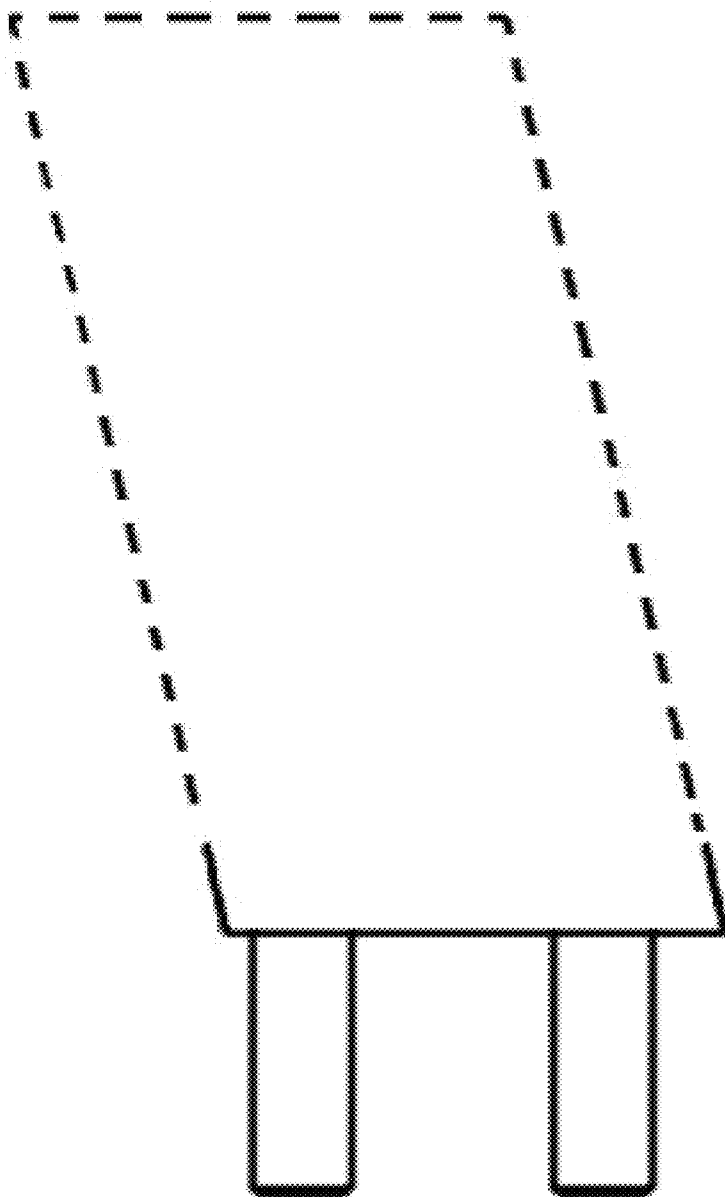
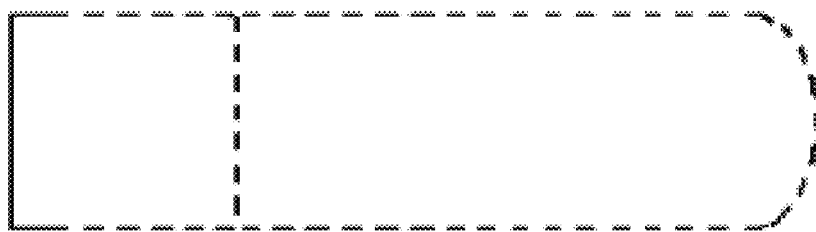


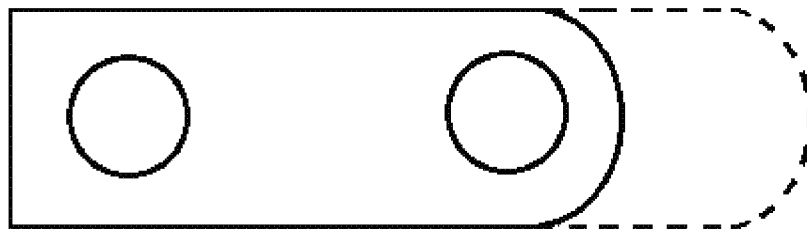
FIG. 2




*FIG. 3*



*FIG. 4*



*FIG. 5*



*FIG. 6*