

4

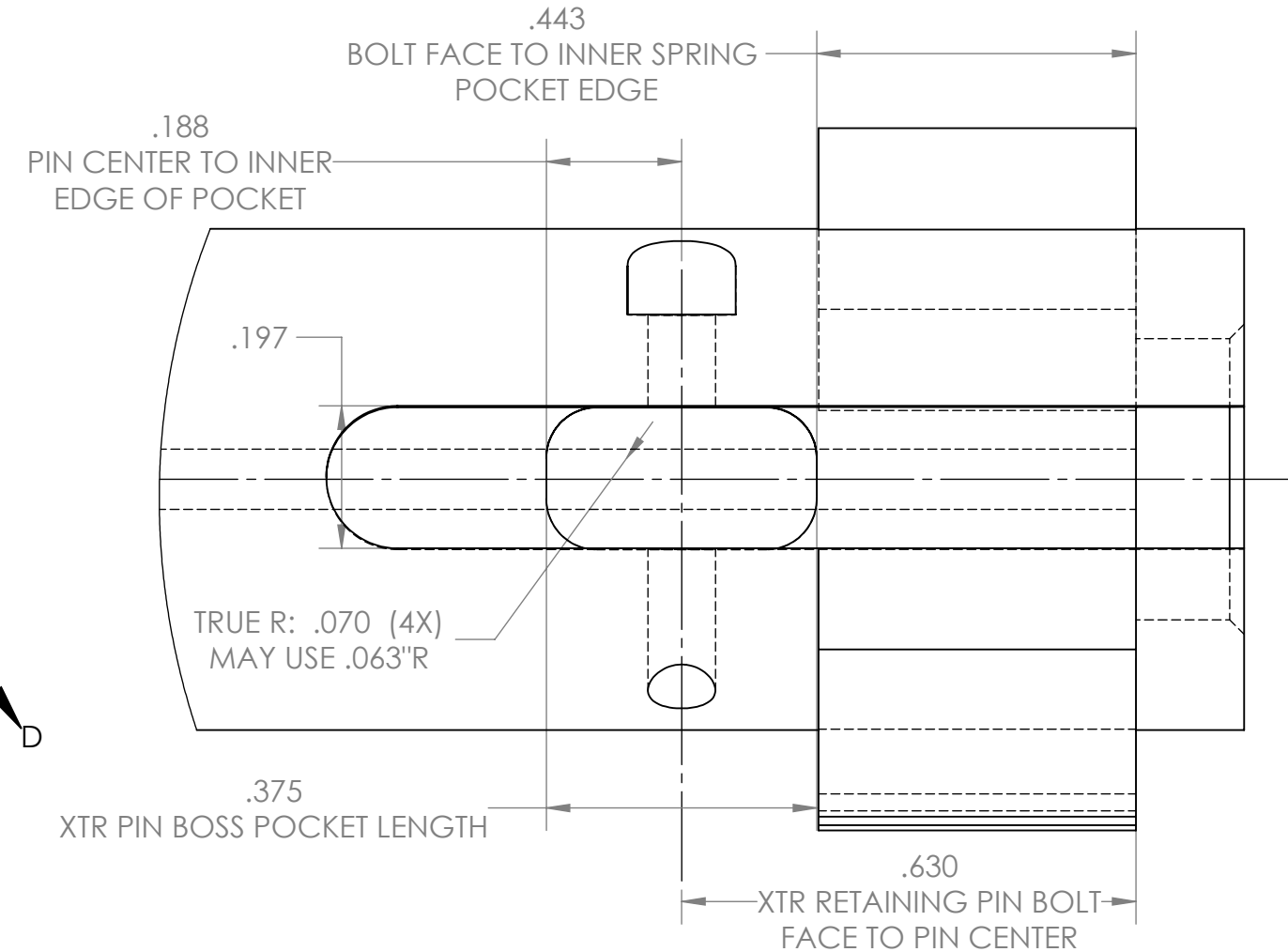
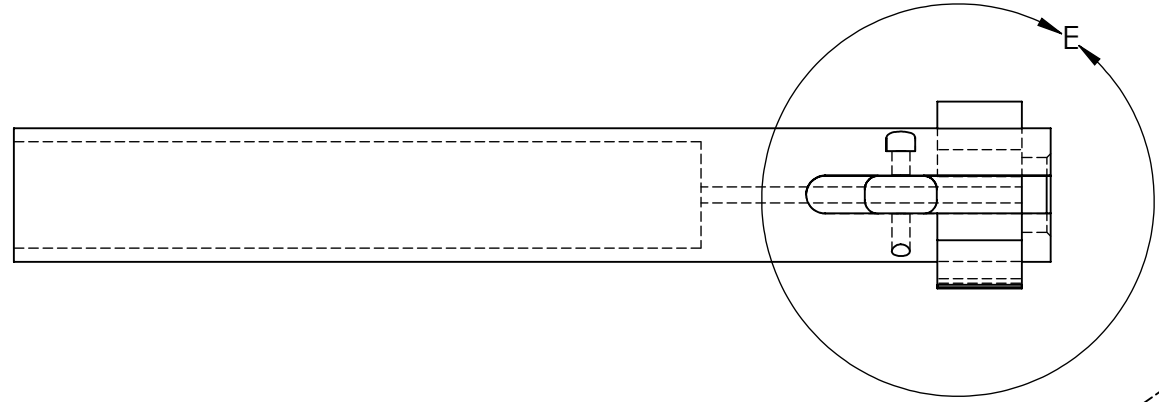
3

2

1

B

B



DETAIL E
SCALE 4 : 1

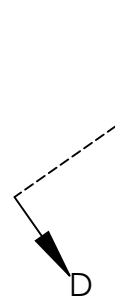
.138
REAR SPRING PAD HEIGHT FROM
STRIKER PIN CENTER

.185 STRIKER PIN CENTER
TO XTR RETAINING PIN CENTER

.158
FRONT PORTION OF XTR POCKET
FROM STRIKER PIN CENTER

.108
STRIKER PIN CENTER TO
XTR PIN BOSS POCKET

55.5°



A

TOLERANCING: INCHES		NAME	DATE
ANGULAR: +/- .5°	DRAWN	C. DIXON	2.7.2022
LINEAR AND RADIUS:		CHECKED	
.01" = +/- .005"			
.001" = +/- .001"			
.0001" = +/- .0005"			
INTERPRET GEOMETRIC TOLERANCING PER:	COMMENTS:		
MATERIAL			
FINISH			
DO NOT SCALE DRAWING			

PROPRIETARY AND CONFIDENTIAL
 THE INFORMATION CONTAINED IN THIS DRAWING IS THE SOLE PROPERTY OF LONGLES, INC. ANY REPRODUCTION IN PART OR AS A WHOLE WITHOUT THE WRITTEN PERMISSION OF LONGRIFLES, INC. IS PROHIBITED.

LONGRIFLES, INC.

TITLE:
**MINI M16 EXTRACTOR INSTALL
.390 BOLT FACE**

SIZE	DWG. NO.	REV
B		4

SCALE: 1:1 SHEET 1 OF 1

4

3

2

1

A

A