



Helping Quilters Achieve Their Dreams

*Gammill*®





### **We Believe in Loving What You Do and Doing What You Love**

For many quilters, a longarm isn't just a hobby, it is their livelihood. Whether you are looking for additional income in retirement, want to stay home with your children or wish to grow a successful business, you need a reliable longarm that will allow you to quilt efficiently. For Sharon Blackmore, her Gammill was a saving grace during a difficult time. When her husband lost his job in an economic downturn, it was her quilting business that kept their household running. Now, three years later, her clientele has grown so much that she has added a second machine and her husband has joined her in business.

### **Excellence in Every Detail**

We know a longarm is an important long-term investment. At Gammill, we build machines to last not just years but generations. Our standards of excellence begin at our factory in Missouri where each machine is hand-crafted and tested by our team of dedicated professionals with decades of experience. Through each step of production, our team is committed to creating a machine that will keep you quilting successfully for years to come.



### **Limited Lifetime Warranty**

*Gammill machines are built to last a lifetime, which is why we provide a warranty to match. All new Gammill machines come with a lifetime mechanical warranty against defective materials and/or workmanship, three-year computer warranty, three-year electrical parts warranty, and two-year in-shop labor warranty for household and commercial use. Visit [Gammill.com/Warranty](http://Gammill.com/Warranty) for complete details.*



### **We Believe a Longarm Should Last a Lifetime**

Gammill customers are using machines that have been operating reliably for more than 35 years. In fact, durability was one of the reasons Paul Statler chose the Gammill to place a computerized system on when he created the technology in the early 1990s. He made the first computerized machine for his wife. Quilter Kim Diamond saw the machine and wanted to buy that very one. Today, Kim is a nationally known quilter, educator, and pattern designer and she is still quilting on that very same machine.

## Four Stitching Modes

Let the machine regulate your stitch length or keep your machine at a constant speed. The Vision 2.0 includes four standard stitching modes: stitch regulate, coast regulate (controls the stitch during faster movement and automatically switches to constant for micro work and smaller stitches), baste, and constant speed.

## Customization

The Vision 2.0 handle bars feature four buttons, which you can program with a touch of the screen to have instant access to your favorite modes. Switch modes without having to pause your quilting to go back to the screen. Save your favorite stitch length and speed for easy access with two My Stitch presets.

## Included Features:

- Electronically controlled horizontal and vertical channel locks
- Front or rear laser
- Rear handles
- On-board bobbin winder
- Bobbin thread meter
- Time clock
- Stitch counter
- LED light fixture with black light
- Thread break sensor



Quilt by Kris Vierra

## Vision 2.0 Hand-Guided Quilting System

Each Vision 2.0 comes with the tools you need to be a successful quilter. System includes:

- Durable cast aluminum and steel machine head.
- All-steel, industrial grade table.
- Gammill Breeze Track™, a state-of-the-art wheel and track system that allows you to guide the machine with only a light touch.

# Vision 2.0™



Quilt by Karen Marchetti & Jodi Robinson

## We Believe in Helping Quilters Create Beauty

Whether your quilt is for a show entry, your favorite customer, or your grandchild's crib, we know you want the quilting to shine. Your machine is the key to your success and each of your quilts deserve only the best. You can trust your Gammill to give you the highest quality stitching available. You can achieve your dreams of award-winning quilts, satisfied customers and, of course, happy grandchildren.

*I purchased my Gammill used and upgraded to a Statler in 2009. I work with my church and friends to make quilts for Veterans and children. Over the past four years, we have provided 100 to 125 quilts to the children of wounded Veterans who attend the Gold Star and Purple camp. And, we just delivered 65 quilts to Family Help Center for high-risk children. We are trying to make the world a better place, one quilt at a time.*

**“** Kathy Chase McKinney, Gammill Owner



With my Gammill. . .

I made a massive custom t-shirt quilt for a little boy celebrating one-year cancer free!



“ Lydia Slotke

I quilted 82 quilts for the American Hero organization in 49 days. I bought my Gammill three weeks after my father passed away and this was a way to honor his memory. I did the 82 quilts in that time frame so I would have them all completed by what would have been my dad's 82nd birthday. As I quilted each and every quilt I thought of my dad and it helped me through my grieving process as well as learn more about my Gammill.

“ Sherryl Ramondetta

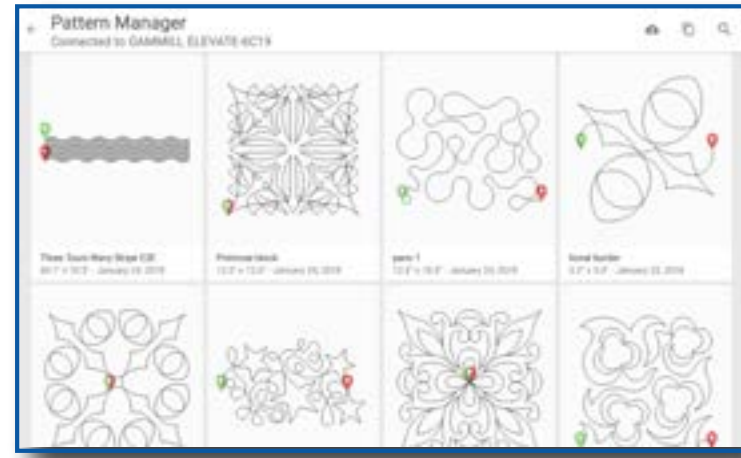
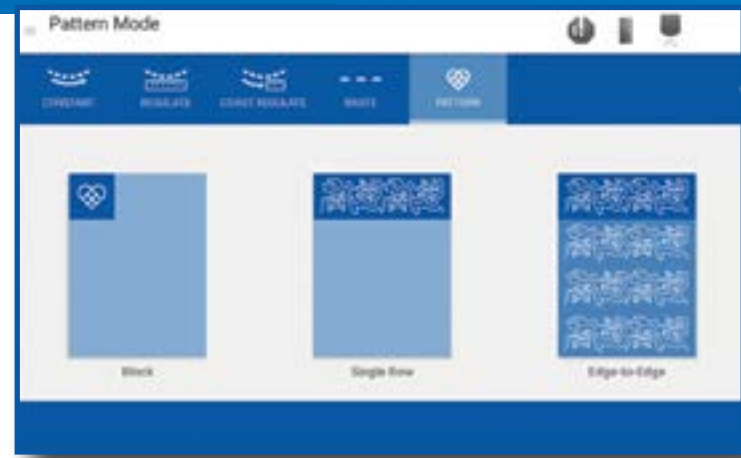
Our local Quilts of Valor group formed in 2014 and to date, has awarded 645 quilts to veterans and active-duty military. Three of us do the quilting and we each have a Gammill.



“ Peggy Bussard Johnson

To express my creativity, I have always loved drawing and painting and in 2003, I discovered quilting on the Gammill is similar to both. Now, instead of using a pen or paint, I draw with thread. I have created my own unique style of custom quilting. I love crafting and designing my own quilts from start to finish. I believe quilting should always be fun and you should never stop learning. That's the great thing about quilting - there are no rules only guidelines. My Gammill allows me to keep pushing and extending my limits to be the best artist and quilter I can be.

Karen Marchetti, National Award Winning Quilter



# Elevate™

## An Entry-Level Computerized Quilting System

Increase your productivity and expand your creative options with the Elevate by Gammill. The Elevate allows you to quickly place, edit, and quilt edge-to-edge and block patterns. Use the virtual stitchout feature to watch the path your machine will take before it even starts. Simply hit start to begin quilting your perfect pattern. Switch back and forth between hand and computer guided in a few seconds without losing your place.

## More Than 500 Patterns Included

Integrated pattern management allows you to browse, search, and add keyword tags. The Elevate comes with more than 500 free patterns available for download from the Gammill PatternCloud™. Plus, use Gammill's CreativeStudio® 7.0 software in stand alone mode to edit or create new patterns that you can instantly sync to your Elevate tablet.





Quilting by Joan Knight

# Statler®

Computerized Quilting System  
Featuring CreativeStudio® Software

You want limitless possibilities to create beautiful works of art for yourself or your quilting clients. Find all the tools you need from the experts who created computerized quilting more than 25 years ago. Select from more than 1,000 included patterns, use the intuitive software to quilt edge-to-edge, or create a completely customized design. Then, watch as your Gammill places your stitches perfectly.

Statler by Gammill System Includes:

- Gammill longarm quilting machine
- All-steel industrial grade table
- Statler CreativeStudio 7.0 software
- More than 1,000 digital patterns
- Computer and monitor
- Stitch regulation
- Power assist to easily move the machine head when hand-guiding
- Auto-restart for thread breaks or bobbin run outs
- 360 degree channel locks



CreativeStudio 7.0 is the ultimate tool for quilters. Enjoy the same software professionals use to design, place, edit, and customize patterns to stitch out on your Statler by Gammill. CreativeStudio 7.0 gives you unlimited possibilities with amazing features including an intuitive design and integrated pattern management.

## CreativeStudio 7.0 Quilting Software

Software Features:

- Organize and manage patterns with PatternCloud
- Make patterns elastic with nodes
- Sew continuous text
- Auto-fit a pattern to a boundary or block
- Repeat patterns across a row or quilt
- Arrange patterns around a point with circular array
- Combine patterns for continuous sewing
- Convert a pattern to boundary
- Draw arcs, lines, curves and freehand
- Apply patterns along any shape
- Use trim to quilt around appliqué
- Stretch, rotate, flip, divide, center, nudge, and squeeze designs
- Echo a pattern to add depth
- Fill inside or outside a boundary
- Mirror a pattern in a specific location
- Cut, copy, and paste patterns
- Create point-to-point, edge-to-edge, block, border, corner, fill, and text patterns
- Record free-hand motions and save them to use again
- Load an image to plan a design or create a template
- Measure space with an interactive measuring function

Free Software Upgrades

Intuitive Software Design

Integrated Pattern Management





## Free Integrated Pattern Management Service

With thousands and thousands of patterns available on the Internet, browsing, searching, buying, and organizing patterns can leave quilters in need of a simple management solution. Gammill's PatternCloud is a free service that integrates with both the Gammill Elevate and CreativeStudio 7.0 software. Visit PatternCloud.com to register for your free account and begin enjoying your pattern collection.

With the PatternCloud, you can:

- Organize your patterns by designer, type, tags, and more.
- Maintain a secure backup of your pattern library.
- Browse, search, and purchase new patterns from designers.
- Access patterns from another location, such as your stand alone mode laptop.



*I finally landed on Statler, and I'm so glad I did. Not only does it do more than any other system on the market, I was able to learn the software while waiting for my machine to be delivered. In fact, eight days after it was installed, I finished my first custom quilt, a show quilt that won second place. That's a great indication of just how easy the software has been to learn. I've now had my machine two months and couldn't be happier with its performance and ease of use.*

“ Robin Densford, Statler by Gammill Owner



## We Believe in Excellent Customer Service

We know how important it is to have support and training close to home. Our factory-trained dealers are your expert guides to purchasing, using, and maintaining your longarm machine. They will assist you in finding the longarm that is the right fit for you, bring it to your location, set it up and provide the training you need to confidently use your Gammill. Contact your local Gammill dealer today to begin your journey to become the quilter you dream of being.

## The Education and Training You Need to be a Confident Quilter

### Delivery

Your personalized education experience begins at delivery. A factory-trained technician will deliver, assemble, and fine-tune your machine.

### Initial Training

Included with your purchase is training and education to put you on the path to becoming a confident quilter.

### Educational Conferences

Educational conferences are held around the globe for Statler, Elevate, and hand-guided Gammill users. At conferences you can receive additional in-depth training, learn new software features, and develop your skills.

### Service and Repair

Gammill's network of dealers provide affordable preventative maintenance and repair services in your studio.

### Tech Support

Phone and e-mail technical support is provided by Gammill and Gammill dealers at no charge. Our experienced team can assist you with trouble shooting and answer many of your questions to get you back to quilting quickly.

### Online Resources

A wealth of resources are also available online including Gammill's video library, which features more than 100 maintenance and training videos. Plus, connect with your fellow Gammill owners on Facebook and Instagram.

When selecting a longarm, there are so many choices and decisions to make. Our network of dealers are there to help guide you each step of the way. They know each quilter is unique and will help you decide which machine is the best fit for your space, budget, and quilting goals. They have the experience and knowledge to guide you through the selection, purchase, and set up process.



*My Gammill has fulfilled my dream of being gainfully self-employed doing creative work that makes customers happy. Plus, I have flexible hours and work from a home studio so I can be available to my two sons as they grow up.*

“Patti Lueker

### Machine Financing

Gammill and its financial partners offer several options to assist you in financing your equipment purchase. These plans that preserve cash, ask only for the Gammill machine as collateral, are available to residents of the contiguous 48 states and Alaska, have minimal up-front costs; and include financing of tax, delivery, set-up and training. Alternately, customers often obtain financing through their bank or credit union. See below for a sample payment structure. For more information visit [Gammill.com/financing](http://Gammill.com/financing).

Model	Price	Payment*	Terms (months)	Quilts (per month)
Statler 30-12	\$35,999	\$765/mo.	60	5
Statler 26-10	\$32,999	\$699/mo.	60	4
Statler 22-10	\$29,999	\$635/mo.	60	4
Vision 2.0 30-12	\$19,999	\$425/mo.	60	3
Vision 2.0 26-12	\$16,999	\$359/mo.	60	2
Vision 2.0 22-10	\$13,999	\$369/mo.	48	3
Vision 2.0 18-10	\$10,999	\$292/mo.	48	2
Statler Retrofit**	\$16,999	\$359/mo.	60	2
Elevate Retrofit**	\$10,999	\$292/mo.	48	2

\*Payment quotes subject to credit approval; rates and structure may vary dependent upon credit quality. Rates may change without notice.  
\*\* The machine the retrofit is installed on will be used as additional collateral.

### Frequently Asked Questions

#### How do I know which size machine best suits my needs?

The throat space determines capacity for block size, batting thickness, and pattern width. Since we offer four machine sizes, there is a Gammill machine to fit every need and budget. If you plan to machine quilt as a business, we would recommend the 26-10 or 30-12 size machine. The larger the throat size the less often you have to advance the quilt thus allowing for quicker completion.

#### What is the weight of the machine head?

Our best-selling longarm heads weigh 45 to 68 pounds. Although there are machines on the market that weigh less, our machines are the proper weight to give the quilter the stability they need to create beautiful stitches while providing a durability that means the machine will last generations. With our incomparably smooth wheel and track system, an operator can guide our machine with only one finger.

#### What type of table is included?

Gammill machines with 22 inches, 26 inches or 30 inches of throat space come on a 12-foot pivotal access table. With an 18-inch machine you have your choice of a 10- or 12-foot HomePro table.

#### What size table do I need?

A 12-foot table has 126 inches of canvas to attach to and approximately 123 inches of quitable space. A 14-foot table has 151 inches of canvas. For comparison, a standard king-size quilt is 100" by 120", which would fit on either size table. A king-size bedspread that drops all the way to the floor would require a 14-foot table. See the above chart for the space needs of a 12-foot table.

#### Do tables come in other sizes?

Yes, for a nominal charge we can make you a table in 8', 10', 11' or 14' if the standard size is not correct for your space.

### A Successful Quilting Business

If you are considering quilting for others, you need a reliable machine that will help you grow a successful business. As a cottage industry, machine quilting is an ideal pursuit to allow someone to “be their own boss,” and take on as much or as little workload as they want to stay busy. The reliability and durability of a Gammill means you will be reliable for your clients. Select the right tools for success by choosing a Gammill.



# OPTIONS

# PERSONAL TOUCHES

## Vision 2.0

VISION 2.0 18-8  
18" throat space, 13.25" quilting area  
10- or 12-foot Home-Pro Table

VISION 2.0 26-10  
26" throat space, 20" quilting area  
12-foot Pivotal Access Table

VISION 2.0 22-10  
22" throat space, 16.5" quilting area  
12-foot Pivotal Access Table

VISION 2.0 30-12  
30" throat space, 23.4" quilting area  
12-foot Pivotal Access Table

## Elevate

VISION 2.0 18-8 WITH ELEVATE  
18" throat space, 13.25" quilting area  
10- or 12-foot Home-Pro Table

VISION 2.0 30-12 WITH ELEVATE  
30" throat space, 23.4" quilting area  
12-foot Pivotal Access Table

VISION 2.0 22-10 WITH ELEVATE  
22" throat space, 16.5" quilting area  
12-foot Pivotal Access Table

ELEVATE RETROFIT  
Turn your existing Gammill Vision, Vision 2.0 or Plus Machine into an Elevate system.

VISION 2.0 26-10 WITH ELEVATE  
26" throat space, 20" quilting area  
12-foot Pivotal Access Table

## Statler

STATLER 22-10  
22" throat space, 16.5" quilting area  
12-foot Pivotal Access Table

STATLER 30-12  
30" throat space, 23.4" quilting area  
12-foot Pivotal Access Table

STATLER 26-10  
26" throat space, 20" quilting area  
12-foot Pivotal Access Table

STATLER RETROFIT  
Turn your existing Gammill into a computerized Statler



Overhead Light Bar



Quick Change Foot Set  
Open Toe, Couching, Trapunto, Ruler Feet & adapter



Premium Paint Color  
Choose from 16 colors



Stand Alone Bobbin Winder  
Quickly wind bobbins



Zippered Leaders  
Change quilts quickly




Swivel Casters  
Easily move your machine



Hydraulic Height Adjustment  
Easily adjust table height



Ruler Base  
Use for ruler work



Cutting Mat  
Use your table top as a cutting table



Panto Drive Handles  
Have a clear view while quilting from the back




Micro Handles  
Use for micro stippling




Drafting Chair  
Reach your machine while seated



TOWA Gauge  
Use to check your bobbin tension



Quilt Clips  
Control and adjust the layers of fabric on frame



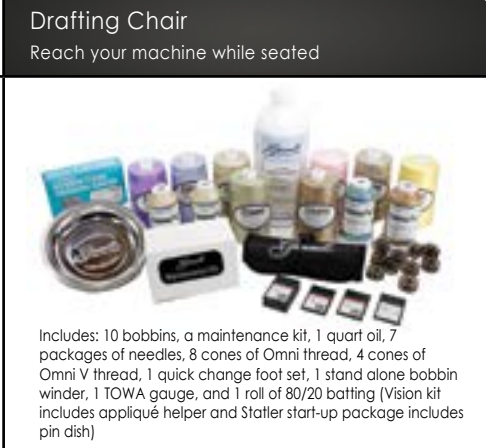
Horizontal Spool Holder  
For small thread spools



Gam Guide Jr.  
Ruler



Maintenance Kit  
Minor replacement parts and accessories




Start-Up Package  
Longarm start up tools and accessories

Includes: TOWA bobbin case, bobbin winder O-ring large, needle set screw, check spring assembly complete, light cone spring, three-hole thread guide, anti-backlash spring circle, anti-backlash spring football, thread guide (slip on) and encoder O-ring. Statler kits include push button switches

Includes: 10 bobbins, a maintenance kit, 1 quart oil, 7 packages of needles, 8 cones of Omni thread, 4 cones of Omni V thread, 1 quick change foot set, 1 stand alone bobbin winder, 1 TOWA gauge, and 1 roll of 80/20 batting (Vision kit includes appliqué helper and Statler start-up package includes pin dish)



## YOUR GAMMILL DEALER



*Cover Credits: Clockwise, from top left: Gammill Quilt Artist Natalia Bonner and students; 'Metro Rings' by Gammill Quilt Artist Helen Robinson; Quilter Kimberli Roo; 'A Quilter's Garden' by Gammill Quilt Artist Kris Vierra; Daniel Burgess, One Foot Quilting; and 'Configuration' by Gammill Quilt Artist Eva Birch.*