



# 2024-2025 Workshops • Trunk Shows • Lectures

Linda Sullivan ~ colourwerx@yahoo.com ~ www.colourwerx.com ~ 910.986.8731

Thank you for your interest in having me visit your guild or next event. Please feel free to email me at colourwerx@yahoo.com for dates, availability and more information.




## NEW! PRECISION PIECING WITH ALL STACKED UP (In Person or Virtual)

Fine tune your scant 1/4" seam and precision piecing skills plus learn tips and tricks for fast and accurate half square triangles while making this fun and easy to piece quilt. Clever positioning of your blocks make this quilt look complicated, but it is so easy to piece and goes together in a breeze! Choose one of the three sizes to get started on in this fun and relaxing workshop!  
6 HOURS/FULL DAY



## NEW! BODACIOUS BLOSSOMS (In Person or Virtual)

Two techniques in one! 2" strips, wonky pieced together, are then cut into a traditional drunkard's path block to form these gorgeous, strippy big blossom petals. This workshop is perfect for beginning or advanced students to learn fun, easy and liberated and modern piecing while conquering their fear of sewing curves with Linda's easy tips and tricks while making a gorgeous 36" square wallhanging or baby quilt!  
6 HOURS/FULL DAY



## STRIPPIN' AND STITCHIN' WITH PAINT BOX (In Person or Virtual)

Easy strip piecing and triangles combined with Linda's tips and tricks allow students a stress free project to perfect their 1/4" seam and cut biased triangle shapes with accuracy and ease while making this fun and exciting new strip quilt. Additionally pulling together the supplies for this workshop couldn't be easier: just one 2-1/2" strip roll plus two 1-yard cuts of coordinating fabric is all that is needed!  
6 HOURS/FULL DAY




## WONKY & CURVY COSMOS (In Person or Virtual)

Liberated slash 'n sew strips come together in a traditional drunkard's path block to form the gorgeous, strippy, 22 inch diameter Cosmos circle. This workshop is perfect for beginning or advanced students to learn fun, easy and wonky strip piecing while conquering their fear of sewing curves with Linda's easy tips and tricks while making this artsy, improvisational Cosmos block!  
6 HOURS/FULL DAY




## COLOURBUGS & CURVES! (In Person or Virtual)

Two techniques in one workshop! In part one, Linda will guide students through her liberating and fancy free slash 'n sew improv technique while making cute colourbug blocks – no 1/4" seams to follow, no rules and stress free piecing. Next in part two, she'll guide students through sewing perfect and easy curves with her handy tips and tricks. Both techniques come together in one workshop while working on this cute ladybug quilt!  
6 HOURS/FULL DAY



## APPLIQUE STITCH LAB (In Person only) POPULAR CLASS!

Boost your appliqué IQ! Loaded with super practical tips and tricks, this workshop is a great way for students to learn or brush up on easy fusible web machine appliqué. Students will learn a variety of methods to prepare their shapes for appliqué and perfect their own "unique machine appliqué stitch" during class. Along the way, they'll also learn how to use a variety of fun decorative stitches to texturize their appliqués and gain the confidence they need to appliqué the day away!  
6 HOURS/FULL DAY



Turn over for more workshops and lecture information!





# 2024-2025 Workshops • Trunk Shows • Lectures

Linda Sullivan ~ colourwerx@yahoo.com ~ www.colourwerx.com ~ 910.986.8731

Thank you for your interest in having me visit your guild or next event. Please feel free to email me at colourwerx@yahoo.com for dates, availability and more information.



## SLASH 'N SEW MOD TV (In Person or Virtual)

Students will learn this liberating, cut loose style of piecing - no exact seams, no templates, no measurements and best of all, no stress - just slash, sew and go! While making this retro 12" ModTV block, Linda will guide students through her free form and most importantly, fun style of improv piecing, sharing lots of tips and tricks along the way. She'll also demo ways to finish off this little project into a full quilt or as a memory pillow project using photo fabric.



3-4 HOURS or 6 HOURS/HALF or FULL DAY

## WONKY PIECING & EASY APPLIQUE: Dog, Cat or Fish

(In Person or Virtual)  
Students of all skill levels will love how super fun these improv, slash 'n sew projects are! With no exact 1/4" seams to follow, and tons of tips and tricks from Linda, students will learn easy wonky strip piecing and the beginning basics of fusible web machine appliqué with these easy to create shapes! Students may choose to make either a Mini ModDog, ModCat or Mod Fish in class!



3-4 HOURS or 6 HOURS/HALF or FULL DAY

## NEW Lecture! SUCCESSFUL MACHINE APPLIQUE

(In Person or Virtual)

1 HOUR LECTURE

Want to learn the beginning basics of how to prep your appliqué shapes, or the rules of the road to perfect your own unique appliqué stitch? In this lecture, Linda will share her over 20+ years of experience for successful machine appliqué - from prepping your shapes, to setting your machine up for success, to her favorite notions to explaining different threads and weights and how they embellish the edge of your appliqué to even sharing techniques to emulate hand needle turn appliqué but using your machine. It's the ultimate machine appliqué lecture!



## GOT COLOUR? - THE COLOR LECTURE

(In Person or Virtual)

1 HOUR LECTURE

Boost your colour confidence and learn to use every colour of the rainbow in your quilts. Linda & Carl will discuss the basics of colour theory, demonstrate colour concepts and how to create and combine dynamic colour palettes, as well as share their tips and tricks on how to find colour inspiration in everyday objects to inspire, infuse and ignite the colour in your next quilting project.



## COLOURWERX TRUNK SHOW

(In Person or Virtual)

1 HOUR LECTURE

In this one hour lecture, Linda - along with her partner, Carl - will take you on their colourful, crazy, quilty journey that started some 24 years ago with the very first Linderella quilt designs to their current obsession for pure colour with their new company, Colourwerx. Always updated and current - Lots of show & tell and lots of quilts!




## MY BEST TIPS & TRICKS TO PERFECT PRECISION PIECING

(In Person or Virtual)

1 HOUR LECTURE

Most 'piecing issues' are small inaccuracies in cutting, piecing or pressing but each of these small inaccuracies can become compounded while creating the block. Mastering your scant 1/4" seam doesn't have to be frustrating! Always searching for new ways of tackling everyday quilting issues, Linda will share her best tips and tricks for fabric preparation, setting your machine up for 'stitchin' success, perfect pressing, favorite thread/needle choices and most importantly, tools and techniques for fine tuning and achieving your most accurate scant 1/4" seam allowance.



## BIOGRAPHY

It's no surprise that Linda loves colour and loves creating colourful contemporary quilt designs and patterns as well as teaching the art of quilting! With over 24 years experience as a professional quiltmaker, Linda is intensely passionate about the art of quilting. Always searching for a twist on traditional quilting, her designs are well known for their contemporary whimsical look, adventurous appliqué and fearless use of colour.



## BOOKING INQUIRIES AND QUESTIONS

Email colourwerx@yahoo.com with any questions, your desired dates, travel information and pricing. Thank you for your consideration and support! We look forward to hearing from you soon! Happy and bright quilting always!!



She enjoys collaborating with her partner, Carl, in their design company Colourwerx, designing surface patterns, self publishing a line of best selling quilt patterns and traveling to share their love of colour with quilters around the world.

© 2024-25 Colourwerx ~ Linda Sullivan All Rights Reserved  
Please do not copy or replicate images without the express permission of Colourwerx. Thank you!



# Linda Sullivan ~ Colourwerx Workshop Rates & Information

colourwerx@yahoo.com ~ www.colourwerx.com  
6089 Fairway Circle - Palm Springs, CA 92264



Thank you for your interest in scheduling Linda to speak or teach at your next event. The following is a breakdown of pricing and travel requirements. Please feel free to email me back at colourwerx@yahoo.com for date availability, contract information and to discuss your event particulars. Thank you so much for your interest and looking forward to hearing from you very soon!

## **2024 Pricing (In Person and Virtual):**

Half Day Workshop (3 hours) - \$400  
Full Day Workshop (6 hours) - \$750  
Two Half Day Workshops On Same Day - \$750 for 2  
~~~~~  
1 Hour Trunk Show or 1 Hour Lecture - \$400

*Note: Bookings that require a non-teaching day in between presentations require a \$100 layover fee per non-teaching/ speaking day. The above lecture and workshop fees do not include transportation or per diems.*

## **Travel & Accommodations (In Person events only):**

All travel expenses and the reimbursement of such expenses will be the responsibility of the host. This includes current federal reimbursement rate per mile if traveling by car, or round trip economy airfare ticket from either the Ontario, CA or Palm Springs, CA International Airports. All fees for additional baggage, airline fees, parking, and/or tolls will also be the responsibility of the host and reimbursed.

A non-smoking private hotel room with restaurants within walking distance is required for all bookings outside a 75 mile radius from Palm Springs, California (zip: 92264). Hotel lodging may include the night before the first event through the night of the last event. Ground transportation to/from the host city airport, and to/from the workshop location will also be the responsibility of the host and/or reimbursed.

Meals are charged at the per diem rate of \$50 per day.

I generally prefer to drive to locations within 250 miles of Palm Springs, CA, so the standard IRS mileage rate would apply and be charged. I also prefer to book all of my own travel, but of course will work with you on whatever your event budget requires, or if you are trying to partner with another host in the area to reduce travel expenses. Travel costs and accommodations will be decided on a case by case basis, but the final decision will be entirely up to Linda Sullivan/ Colourwerx. All fees and expenses must be paid to Linda at the conclusion of her last workshop or lecture.

## **Equipment for Lectures & Workshops(In Person events only):**

1. (3-4) tables and a stool or chair for Linda's work, machine and demonstrations;
2. A design wall or bulletin board to display workshop demos and students' works in progress;
3. Tables for students to set up sewing machines with adequate lighting and electrical outlets - prefer 2 students to a table;
4. Adequate space at each student table or a separate table with cutting mat(s) for students to prepare work;
5. Ironing boards and irons, preferably one for every five students. Additionally, iron cleaner/rag to remove fusible web residue;
6. Bottled Water or access to filtered water for Linda & students throughout the workshop.

I can accommodate up to 24 students per class. Lectures and trunk shows are unlimited.

## **Contract:**

If the above information seems amicable to you, then please email me for a copy of the contract.

I also bring my Colourwerx patterns to sell during trunk shows/lectures and before or after workshops. The host may not collect any commission on these sales.

Thank you so much and I look forward to booking an event with you in the very near future! Let's make it happen!