

To find your wrist size:

Step 1: Print this guide

Step 2: Check with a ruler to make sure this line is 1 inch 

Step 3: Cut this long rectangle out and wrap it around your wrist where you normally wear your watch. Now you know your wrist size!



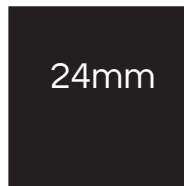
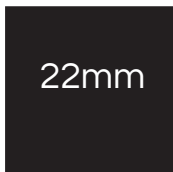
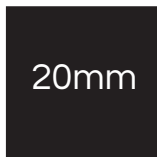

To find your Strap Width (distance between watch lugs):

Step 1: Print this guide

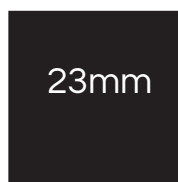
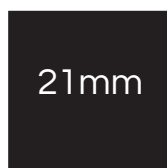

Step 2: Check with a ruler to make sure this line is 1 inch 

Step 3: If possible, remove your current watch strap or bracelet and line up the watch lugs on these rectangles below to find the width. Make sure there is no white space or overlap on the measurement, it should line up perfectly.

Most common sizes



Less common sizes



Measure your wrist (inches)



Still need help? No worries! Contact us at info@threadedleather.com with your questions.