





2013 GORILLA GLUE GUIDE

	GORILLA GLUE 		SUPER GLUE GEL 		EPOXY 	WOOD GLUE 
	Incredibly strong and versatile. The leading multi-purpose waterproof glue.		Gorilla strong instant bond with impact-tough [®] formula for a less brittle bond.		Strong, permanent, fast and gap-filling bond. Great for multiple surface application.	Stronger, faster Wood Glue with shorter clamp time.
Best for	Tough repairs on dissimilar surfaces, both indoors and out.		Instant repairs on smaller indoor projects.	GEL No Run, Control Formula great for use on vertical surfaces.	Tough repairs requiring a durable bond, gap-filling and solvent resistance.	Building, carpentry or hobby projects using any type of wood.
Open Working Time	10 - 15 Minutes	WHITE 5 - 10 Minutes	Not Repositionable		5 Minutes	5-10 Minutes
Clamp Time	1 - 2 Hours	WHITE 30 - 60 Minutes	Hold for 10 - 30 Seconds	GEL 10 - 30 Seconds	30 Minutes	20 - 30 Minutes
Drying Time* 100% in 24 hours	80% in 1-2 Hours	WHITE 80% in 1 Hour	Light handling after 1 - 5 Minutes		24 Hours	80% in 1 - 2 Hours
Outdoor Use	100% Waterproof, Passes ANSI/HPVA Type I and Type II		Not Recommended		Water Resistant	Water Resistant, Passes ANSI/HPVA Type II
Glue Expansion	Expands 3-4x application amount		None		None	None
Dry Color	Light Tan	WHITE Soft White	Translucent		Clear	Natural Wood Color
Finishing	Sandable, Stainable & Paintable		Sandable		Paintable	Sandable, Paintable
USE ON:						
Wood	✓		✓		✓	✓
Metal	✓		✓		✓	
Stone	✓		✓		✓	
Ceramic	✓		✓		✓	
Glass	✓		✓		✓	
Plastic**	✓		✓		✓	
PVC Sheet†	✓		✓		✓	
Brick	✓		✓		✓	
Concrete	✓		✓		✓	
Foam	✓		✓		✓	
Paper			✓			
Rubber			✓			

*Dependent on substrates and conditions • ** Bonds most plastics, but not polyethylene or polypropylene

† Not recommended for PVC pipe • © 2013 The Gorilla Glue Company

