

# Headset Charging Station Compatible with Oculus Quest 2

USER MANUAL



W

WASSERSTEIN

Thoughtful Products for your Smart Home

# In the Box



1 x charging station




2 x mounting screws + wall anchors



2 x wireless connectors

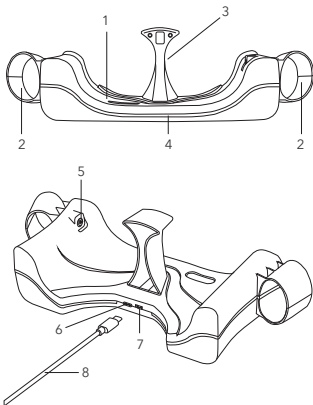


1 x marking paper



1 x power cable

# Introduction to Parts

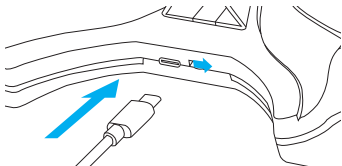


- 1. Charging dock
- 2. Controller slot
- 3. Nose stand
- 4. Ambient light

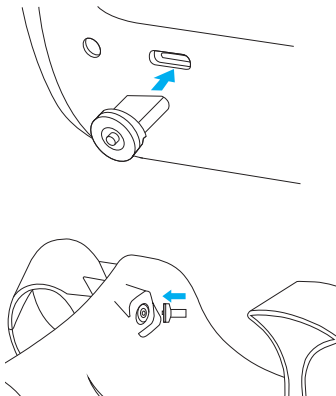
- 5. Magnetic cable
- 6. USB-C port
- 7. Power switch
- 8. Power cable

# How to Setup

1. Plug one end of the charging cable provided into the USB-C port at the back of the charging dock. Plug the other end into the original adapter that came with your Oculus Quest 2 headset.
2. Turn on the device by flipping the power switch. The ambient light will turn on, indicating that it is ready to use.



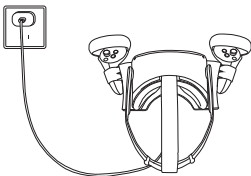
3. Plug the wireless connector into the charging port of your Oculus Quest 2 headset. Then place it onto the charging dock. Make sure the magnetic cable is firmly set in the connector.



## How to Charge

1. The Power light on the Oculus Quest 2 will turn solid orange when charging, and solid green when fully charged.
2. Store the controllers by holding the grip button and placing them in the slots.
3. Once fully charged, turn off the charging dock.

## How to Mount on a Wall

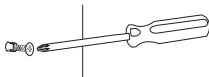


**Note:** Mounting the charging dock onto the wall may require professional skills and experience.

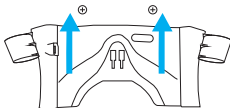
1. Plan the best route for your cable. Use the marking paper to mark the holes at your preferred location. Make sure the holes are level.



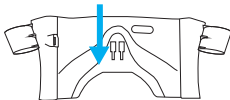
2. Drill the holes and insert the wall anchors and screws provided.



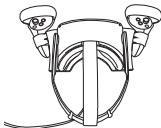
3. Mount the charging dock by hanging it on screws.



4. Attach the nose stand by clicking it into place.



5. Place your headset and controllers securely onto the dock. Make sure the magnetic cable is firmly connected when charging.



# Specifications

Input:	DC 5V / 9V
Output:	5V 3A/ 9V 2A
Product size:	11.8 x 4.7 x 3.5 in
Weight:	0.52 lb

## Get More Support

Scan the QR code below or email us at [contact@wasserstein-home.com](mailto:contact@wasserstein-home.com)



Oculus Quest 2 is not included.  
Oculus is a trademark of Facebook Technologies, LLC. Wasserstein is not affiliated with Facebook Technologies, LLC. Wasserstein is a trademark of Dropcases Ltd.

**W**  
**WASSERSTEIN**  
[www.wasserstein-home.com](http://www.wasserstein-home.com)  
Made in China