

## Washing Instructions

1. Ensure to remove the battery packs before washing and insert the connector cables inside the battery pockets.
2. Do not wash the socks in a washing machine.  
Hand-wash the socks at a temperature below 122°F (50°C).
3. Air-dry the socks in natural ventilation. Do not put the socks in a dryer or dry them at a high temperature.
4. Do not bleach, dry clean, iron, or wring out the socks.

## Specifications

Size:	US 6.5 - 11
Color:	Black
Charging voltage:	3.7V 2A
Fabric:	30% Acrylic 22% Viscose 20% Nylon 28% Modal Core Spun Yarn
Heated area:	Front instep
Battery capacity:	4000 mAh
Usage time:	5 - 7 hours
Heating temperature:	104 - 131°F (40 - 55°C)

**DW** DARTWOOD

For more information, please visit:

[www.wasserstein-home.com](http://www.wasserstein-home.com)

or contact us at:

[contact@wasserstein-home.com](mailto:contact@wasserstein-home.com)

Made in China

## HEATED SOCKS

### User Manual

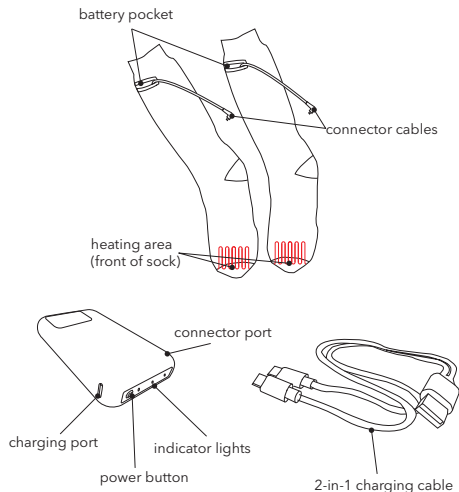


**DW** DARTWOOD

## In the Box

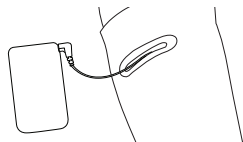
- 1 x pair of heated socks
- 2 x rechargeable battery pack
- 1 x 2-in-1 charging cable
- 1 x user manual

## Introduction to Parts

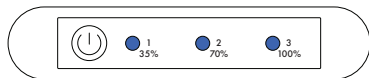


## How to Use

1. Fully charge both the battery packs with the charging cable provided. The blue LED shows the battery status.
2. Wear the socks on your feet, ensuring your heel is aligned with the reinforced heel padding of the sock.
3. Remove the connector cables from the battery pockets of the socks and connect them with the battery packs. Place the battery packs back into the battery pockets.



4. Press the power button to turn the battery on. The LED lights show the heating level of the socks.



35% - Low, 70% - Medium, 100% - High

5. Adjust the heat level by pressing the power button. Hold the power button for 3 seconds to turn the battery off.