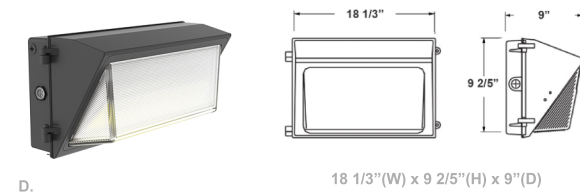
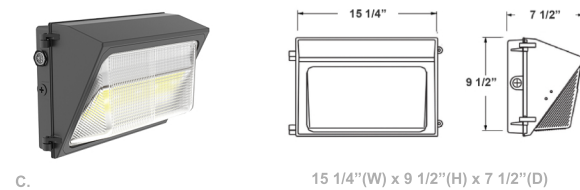
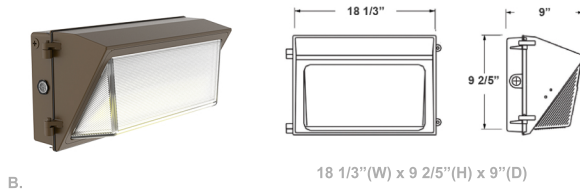
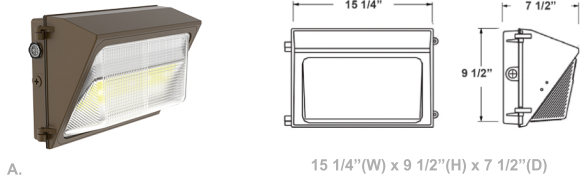


Traditional Glass Lens Wall Pack



Wattage

25W / 45W / 65W / 80W / 85W / 100W / 120W

Voltage Input

120-277V AC 50/60Hz

Input Current

1.0 A

Efficacy

140 LPW

Dimming

0~10V Dimmable

Finish

ADC12 Aluminum Heat Sink / Outdoor Powder Coating
 Lens: Prismatic Borosilicate Glass Lens
 Dark Bronze / Black

Beam Angles



Color Temperatures



Features



Catalog No.	Fig.	Catalog No.	Fig.	Catalog No.	Fig.
WMXE-MD-25-65W-50K-P	A	WMXE-LG-100-150W-MCTP-P	B	WMXE-MD-45-85W-MCTP-P-EM	A
WMXE-MD-45-85W-50K-P	A	WMXE-MD-45-85W-MCTP-P-BK	C	WMXE-MD-80-120W-MCTP-P-EM	A
WMXE-MD-80-120W-50K-P	A	WMXE-LG-100-150W-MCTP-P-BK	D	WMXE-LG-100-150W-MCTP-P-EM	B
WMXE-MD-25-65W-MCTP-P	A	WMXE-MD-45-85W-MCTP-P-BK	C		
WMXE-MD-45-85W-MCTP-P	A	WMXE-LG-100-150W-MCTP-P-BK	D		
WMXE-MD-80-120W-MCTP-P	A	WMXE-MD-25-65W-MCTP-P-EM	A		

Factory-Installed Options

Watts	EM Options	Description	Protocol	Description	Paint	Sensor	Description
30W	OPT-EM-OD1INT	EXTERNAL BOX	OPT-PC-B	BUTTON	N/A	OPT-SEN-3MRLV-S	PROGRAMMABLE MICROWAVE (8I-LEVEL)
50W/60W	OPT-EM-OD3INT	INTERNAL	OPT-PC-B	BUTTON	N/A	OPT-SEN-3MRLV-S	PROGRAMMABLE MICROWAVE (8I-LEVEL)
80W/120W-LG	OPT-EM-OD3INT	INTERNAL	OPT-PC-B	BUTTON	N/A	WEG-8RC	REMOTE CONTROL
Vandal Res.		Descriptions		480 V Option		Description	
OPT-TRS-T20	DAMPED RESISTANT SURVEY					OPT-WP-480V	CHANGE VOLTAGE