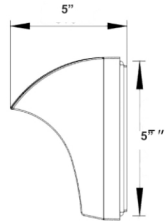
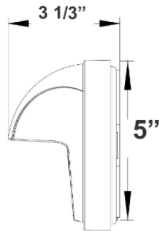


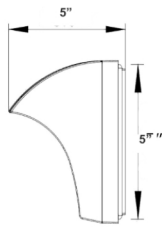
LED Wall / Step Lights



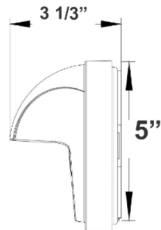
5"(H) x 3 3/5"(W)



5"(H) x 3 3/5"(W)



5"(H) x 3 3/5"(W)



5"(H) x 3 3/5"(W)

Wattage

6W

Voltage Input

120-277V AC 50/60Hz

Efficacy

80 LPW / 110 LPW

Dimming

0~10V Dimmable

Finish

Die-Cast Aluminum with Powder Coat Finish
Dark Bronze / White

Beam Angle



Color Temperatures



Features



Accessories



Catalog No.	Fig.	Catalog No.	Fig.
WMS-S-50K-BR	A	WMS-S-50K-WH	B
WMS-S-30K-BR	A	WMS-S-30K-WH	B
WMS-R-50K-BR	A	WMS-R-50K-WH	B
WMS-R-30K-BR	B	WMS-R-30K-WH	B

Factory-Installed Options

Watts	EM Options	Description	Photocell	Paint	Sensor	Description
6W	OPT-EM-FM1OD	EXTERNAL BACK BOX	N/A	OPT-CLR-65(BK/GR/SR/WH)	OPT-SEN-LMW-3MRLV-5	PROGRAMMABLE MICROWAVE (BI-LEVEL)
ALL	OPT-EM-OD1NT	POST MOUNT	N/A	OPT-CLR-65(BK/GR/SR/WH)	OPT-SEN-LMW-3MRLV-5	PROGRAMMABLE MICROWAVE (BI-LEVEL)