

# WMCS SERIES OUTDOOR LIGHTING

WMCS-UDL-MCT-BK-DT  
WMCS-UDL-MCT-BR-DT  
WMCS-UDL-MCT-BN-DT  
WMCS-UDL-MCT-WH-DT

**WESTGATE**  
THE FUTURE IS HERE...AND IT'S QUITE BRIGHT!

Customer Name: \_\_\_\_\_

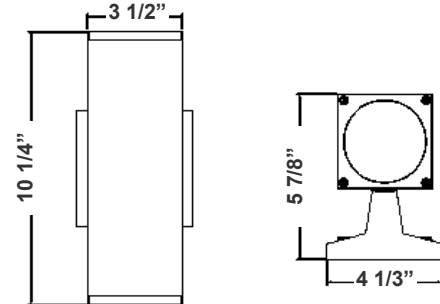
Project Name: \_\_\_\_\_

Note: \_\_\_\_\_

Type: \_\_\_\_\_



Selection:



10 1/4"(H) x 3 1/2"(W) x 5 7/8"(D)

Ideal for general site lighting, walkways, and stairways, alleys, loading docks, doorway, pathway and parking areas

## Features

- Finish: Black, Bronze, Brushed Nickel & White
- Multi CCT (Selectable Switch on the Bottom of the Arm, Protected by Silicon Cover to be Waterproof)
- 7-Year Warranty
- Outdoor UP/Down Light

## Technical Specifications

### Electrical:

- Voltage: 120V AC
- Power Factor: >0.95
- Wattage: 12W (Down light); 24W (Up/Down light, 12W per end)
- Efficacy: 80 LPW
- THD: <20%

### Mechanical:

- Housing: Die-cast Aluminum & Glass
- Finish: Black, Bronze, Brushed Nickel & White
- Maximum Ambient Temperature: -68°F to 104°F
- IP44, Suitable for Damp Locations
- 7-Year Warranty

### Lighting:

- Dimming: TRIAC Dimming (Using Standard TRIAC LED Dimmers)
- Total Lumens: 1920LM
- Color Temperatures: 3000K/4000K/5000K
- Multi CCT (Selectable Switch on the Bottom of the Arm, Protected by Silicon Cover to be Waterproof)
- Color Rendering Index: CRI ≥ 80
- Rated life: 70,000 hrs
- Beam angle: 45° for each side

### Applications:

- Ideal for general site lighting, walkways, and stairways, alleys, loading docks, doorway, pathway and parking areas

### Other Models:

- 12W | 960LM | WMCS-DL-MCT-BK-DT
- 12W | 960LM | WMCS-DL-MCT-BR-DT
- 12W | 960LM | WMCS-DL-MCT-BN-DT
- 12W | 960LM | WMCS-DL-MCT-WH-DT

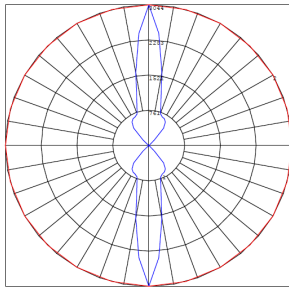
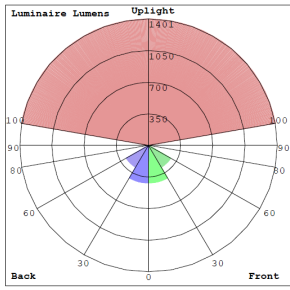


Phone: (877) 805-2252 | Fax: (877) 805-2252  
www.westgatemfg.com

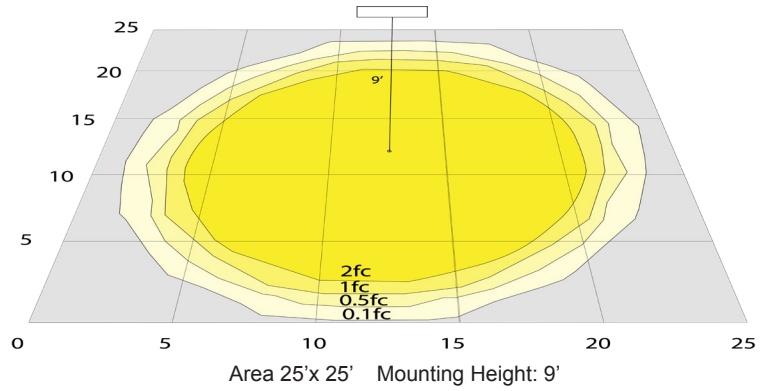


WG-Z7-26-2Z

**Photometrics:** WMCS-UDL-MCT-DT



BUG Rating: B1-U5-G0



**Other Views:**

Black Finish:



Side View



Front View



Back View



Lens View

Bronze Finish:



Side View



Front View



Back View



Lens View

White Finish:



Side View



Front View



Back View



Lens View



**Performance Table:** WMCS-UDL-MCT-DT

MODEL NO.	Wattage	Voltage	Lumens	Color Temp.	BUG Rating	LPW
WMCS-UDL-MCT-BK-DT	24W	120V	1920LM	3000K/ 4000K/ 5000K	B1-U5-G0	80
WMCS-UDL-MCT-BR-DT	24W	120V	1920LM	3000K/ 4000K/ 5000K	B1-U5-G0	80
WMCS-UDL-MCT-BN-DT	24W	120V	1920LM	3000K/ 4000K/ 5000K	B1-U5-G0	80
WMCS-UDL-MCT-WH-DT	24W	120V	1920LM	3000K/ 4000K/ 5000K	B1-U5-G0	80

## Sample Ordering

Model    Light Direction    Color Temp.    Finish    Dimming  
WMCS - UDL - MCT -    - DT

BK = Black  
 BR = Bronze  
 BN = Brushed Nickel  
 WH = White

### Factory-Installed Option:

Blank = No Option For Accessories  
 OPT-PC-B = FOR 120V-277V PHOTOCCELL  
 OPT-EM-FM2INT = INTERNAL EMERGENCY BACK UP BATTERY

### Example:

1. WMCS-UDL-MCT-BR-DT (FOR WMCS 24W UP/DOWN LIGHT MCT BRONZE FIXTURE 120V)
2. WMCS-UDL-MCT-BR-DT (FOR WMCS 24W UP/DOWN LIGHT MCT BRONZE FIXTURE 120V)  
 OPT-PC-B (FOR 120V-277V PHOTOCCELL)

### FACTORY-INSTALLED OPTION:



**OPT-PC-B**  
 FOR 120V-277V PHOTOCCELL



**OPT-EM-FM2INT**  
 INTERNAL EMERGENCY  
 BACK UP BATTERY

