

WMCL SERIES OUTDOOR LIGHTING

WMCL-DL-MCT-BK
WMCL-DL-MCT-BR
WMCL-DL-MCT-BN
WMCL-DL-MCT-WH

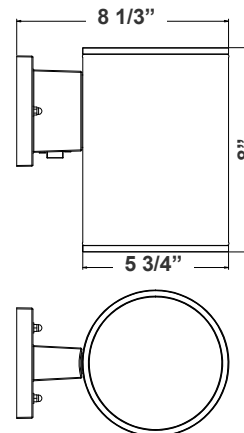
Customer Name: _____

Project Name: _____

Note: _____ Type: _____



Ideal for general site lighting, walkways, and stairways, alleys, loading docks, doorway, pathway and parking areas



8"(H) x 5 3/4"(W) x 8 1/3"(D)

Features

- Finish: Black, Bronze, Brushed Nickel & White
- Multi CCT (Selectable Switch on the Bottom of the Arm, Protected by Silicon Cover to be Waterproof)
- 7-Year Warranty
- Outdoor Down Light

Technical Specifications

Electrical:

- Voltage: 120~277V AC
- Power Factor: >0.95
- Wattage: 20W
- Efficacy: 80 LPW
- THD: <20%

Mechanical:

- Housing: Die-cast Aluminum & Glass
- Finish: Black, Bronze, Brushed Nickel & White
- Maximum Ambient Temperature: -68°F to 104°F
- IP44, Suitable for Damp Locations
- 7-Year Warranty

Lighting:

- Total Lumens: 1600LM
- Color Temperatures: 3000K/4000K/5000K
- Multi CCT (Selectable Switch on the Bottom of the Arm, Protected by Silicon Cover to be Waterproof)
- Color Rendering Index: CRI ≥ 80
- Beam angle: 45°
- Rated life: 70,000 hrs

Applications:

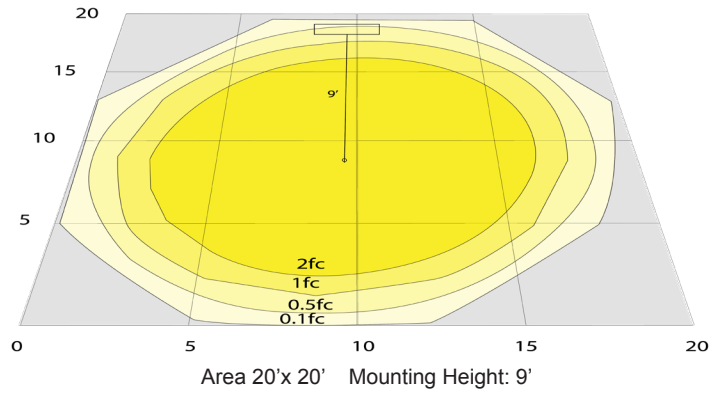
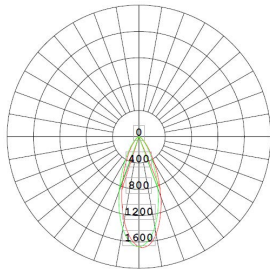
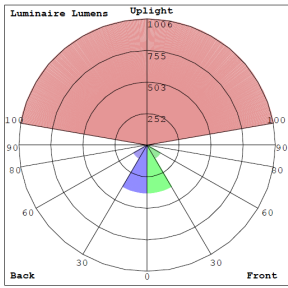
- Ideal for general site lighting, walkways, and stairways, alleys, loading docks, doorway, pathway and parking areas

Other Models:

- 40W | 3200LM | WMCL-UDL-MCT-BK
- 40W | 3200LM | WMCL-UDL-MCT-BR
- 40W | 3200LM | WMCL-UDL-MCT-BN
- 40W | 3200LM | WMCL-UDL-MCT-WH



Photometrics: WMCL-DL-MCT-DT



BUG Rating: B1-U1-G0

Other Views:

Black Finish:



Side View



Front View



Back View



Lens View

Bronze Finish:



Side View



Front View



Back View



Lens View

Brushed Nickel Finish:



Side View



Front View



Back View



Lens View

White Finish:



Side View



Front View



Back View



Lens View



Performance Table: WMCL-DL-MCT

MODEL NO.	Wattage	Voltage	Lumens	Color Temp.	BUG Rating	LPW
WMCL-DL-MCT-BK	20W	120~277V	1600LM	3000K/ 4000K/ 5000K	B1-U1-G0	80
WMCL-DL-MCT-BR	20W	120~277V	1600LM	3000K/ 4000K/ 5000K	B1-U1-G0	80
WMCL-DL-MCT-BN	20W	120~277V	1600LM	3000K/ 4000K/ 5000K	B1-U1-G0	80
WMCL-DL-MCT-WH	20W	120~277V	1600LM	3000K/ 4000K/ 5000K	B1-U1-G0	80

Sample Ordering

Model **Light Direction** **Color Temp.** **Finish**

WMCL - DL - MCT -

BK = Black
BR = Bronze
BN = Brushed Nickel
WH = White

Factory-Installed Option:

Blank = No Option For Accessories

OPT-PC-B = FOR 120V-277V PHOTOCELL

OPT-EM-FM2INT = INTERNAL EMERGENCY BACK UP BATTERY

Example:

1. WMCL-DL-MCT-BR (FOR WMCL 20W DOWN LIGHT MCT BRONZE FIXTURE 120~277V)
2. WMCL-DL-MCT-BR OPT-PC-B (FOR WMCL 20W DOWN LIGHT MCT BRONZE FIXTURE 120~277V)
(FOR 120V-277V PHOTOCELL)

FACTORY-INSTALLED OPTION:



OPT-PC-B
FOR 120V-277V PHOTOCELL



OPT-EM-FM2INT
INTERNAL EMERGENCY
BACK UP BATTERY

