



8" LED Outdoor Cylinder Lights

Wattage

40W

Voltage Input

120-277V AC

Dimmable

TRIAC Dimming (Using Standard TRIAC LED Dimmers)


Finish

Die-Cast Aluminum & Glass

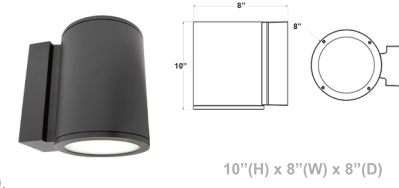
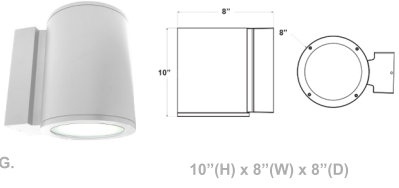
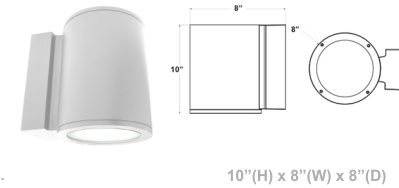
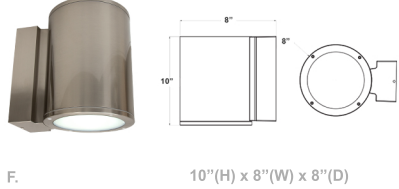
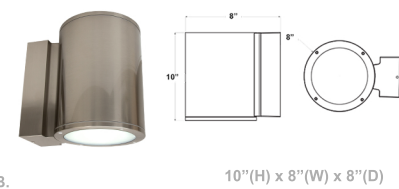
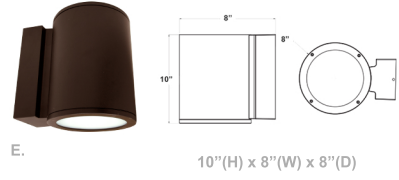
Beam Angles



Color Temperatures



Features



Catalog No.	Fig.	Catalog No.	Fig.
WMC8-DL-MCT-BR-D	A.	WMC8-UDL-MCT-BR-D	E.
WMC8-DL-MCT-BN-D	B.	WMC8-UDL-MCT-BN-D	F.
WMC8-DL-MCT-WH-D	C.	WMC8-UDL-MCT-WH-D	G.
WMC8-DL-MCT-BK-D	D.	WMC8-UDL-MCT-BK-D	H.

Factory-Installed Options

Watts	EM Options	Description	Photocell	Description	Paint	Sensor	Description
2" & 3"	OPT-EM-FM10D	EXTERNAL BACK BOX	OPT-PC-B	BUTTON	N/A	OPT-SEN-WMC	PROGRAMMABLE MICROBARE (3-LEVEL)
4" & UP	OPT-EM-FM2INT	INTERNAL	277V Option	Description	N/A	WEC-8RC	OPTIONAL REMOTE CONTROL
			OPT-277V	INTERNAL ONLY FOR WMC-DL-UDL			